

















































Chisinau big Hearts Marathon 2023 powered by Visa

Result List MF




AGRa	Bib	Name	AgeGroup1	Personal	Official	Average Pace	Average	Country	Country
10km Race by Linella									
m									
1	2255	ROTARU MIHAI		1:02:54.0	1:03:54.3	05:57 min/km	10,06 km/h	Moldova	
2	2743	ANDREI CADUC		1:20:00.5	1:20:08.6	07:35 min/km	7,91 km/h	Moldova	
DSQ	2203	EUGENIU Turcanu		1:20:05.3	1:20:33.0	07:35 min/km	7,90 km/h	Moldova	
DNS	2419	ION COJOCARU				min/km	km/h	Moldova	
14 - 19 years . Men									
1	3052	SCHIOPU ADRIAN	14 - 19 years . Men	0:41:46.2	0:41:49.5	03:57 min/km	15,15 km/h	Moldova	
2	2392	ALEXANDRU BUROV	14 - 19 years . Men	0:44:03.6	0:44:09.8	04:10 min/km	14,36 km/h	Moldova	
3	2170	POPA JAN	14 - 19 years . Men	0:44:58.7	0:47:25.3	04:15 min/km	14,07 km/h	Moldova	
4	2323	SURUCEANU CALIN MIHAI	14 - 19 years . Men	0:46:17.1	0:46:47.0	04:23 min/km	13,67 km/h	Moldova	
5	2305	MARIAN POSTICA	14 - 19 years . Men	0:48:27.7	0:49:24.4	04:35 min/km	13,05 km/h	Moldova	
6	2406	CHIRA DANIEL	14 - 19 years . Men	0:51:15.6	0:51:46.6	04:51 min/km	12,34 km/h	Moldova	
7	2075	BEREGOI DARIUS	14 - 19 years . Men	0:52:01.2	0:52:29.4	04:55 min/km	12,16 km/h	Moldova	
8	3267	KIRILOV DMITRII	14 - 19 years . Men	0:53:01.5	0:57:07.9	05:01 min/km	11,93 km/h	Moldova	
9	3225	BURLACU ARINA	14 - 19 years . Men	0:53:13.0	0:53:41.2	05:02 min/km	11,89 km/h	Moldova	
10	3021	BUHANIUC AHILE	14 - 19 years . Men	0:53:40.7	0:54:39.6	05:05 min/km	11,79 km/h	Moldova	
11	2953	BACINSCHI CRISTIAN	14 - 19 years . Men	0:53:53.8	0:55:46.9	05:06 min/km	11,74 km/h	Moldova	
12	2401	CEBAN VALENTIN	14 - 19 years . Men	0:55:58.6	0:59:29.8	05:18 min/km	11,30 km/h	Moldova	
13	2941	MIHALACHI DRAGOS	14 - 19 years . Men	0:57:27.8	0:59:05.7	05:26 min/km	11,01 km/h	Moldova	
14	3283	KENC DAVID	14 - 19 years . Men	0:58:20.9	1:00:18.7	05:31 min/km	10,84 km/h	Moldova	
15	2828	COVALSCHI BOGDAN	14 - 19 years . Men	0:59:22.0	1:03:36.8	05:37 min/km	10,66 km/h	Moldova	
16	2122	EDUARD NAGHERNEAC	14 - 19 years . Men	0:59:23.3	1:01:48.8	05:37 min/km	10,65 km/h	Moldova	
17	2959	DELINSCHI DRAGOMIR	14 - 19 years . Men	1:00:01.7	1:00:41.6	05:41 min/km	10,54 km/h	Moldova	
18	2120	GALBEN RADU	14 - 19 years . Men	1:00:03.8	1:03:03.7	05:41 min/km	10,53 km/h	Moldova	
19	3041	CODREANU ALEXANDRU	14 - 19 years . Men	1:00:45.1	1:01:49.5	05:45 min/km	10,41 km/h	Moldova	

Chisinau big Hearts Marathon 2023 powered by Visa

Result List MF






























AGRa	Bib	Name	AgeGroup1	Personal	Official	Average Pace	Average	Country	Country
20	2855	IACHIMOVSKI DANU	14 - 19 years . Men	1:00:46.2	1:01:50.2	05:45 min/km	10,41 km/h	Moldova	
21	2932	CHILIMARI MARCEL	14 - 19 years . Men	1:01:09.9	1:01:33.5	05:47 min/km	10,34 km/h	Moldova	
22	2582	BANAGA OVIDIU	14 - 19 years . Men	1:01:30.5	1:02:37.5	05:49 min/km	10,28 km/h	Moldova	
23	2978	ELIUS PUTREGAI	14 - 19 years . Men	1:01:39.6	1:02:45.3	05:50 min/km	10,26 km/h	Moldova	
24	2250	MEREACRE MARIUS	14 - 19 years . Men	1:02:39.8	1:04:45.9	05:56 min/km	10,09 km/h	Moldova	
25	2684	HARJEVSKI ALEXEI	14 - 19 years . Men	1:04:00.6	1:05:38.0	06:04 min/km	9,88 km/h	Moldova	
26	3257	PISAROGLOV MAXIM	14 - 19 years . Men	1:04:55.8	1:05:42.6	06:09 min/km	9,74 km/h	Moldova	
27	2427	IULIAN BORS	14 - 19 years . Men	1:05:23.3	1:07:49.2	06:11 min/km	9,67 km/h	Moldova	
28	3031	BOLOHAN CRISTIAN	14 - 19 years . Men	1:05:34.2	1:07:25.9	06:12 min/km	9,65 km/h	Moldova	
29	2927	DANISCA VLADIMIR	14 - 19 years . Men	1:06:15.5	1:06:20.5	06:16 min/km	9,55 km/h	Moldova	
30	2375	POLEACOV ALEXANDR	14 - 19 years . Men	1:08:07.1	1:08:35.8	06:27 min/km	9,29 km/h	Moldova	
31	3125	NICOLAI SAVCIUC	14 - 19 years . Men	1:09:15.6	1:10:08.8	06:33 min/km	9,13 km/h	Moldova	
32	2272	RUS VLAD	14 - 19 years . Men	1:10:20.7	1:13:29.9	06:40 min/km	8,99 km/h	Romania	
33	2423	COJOCARI CRISTIAN	14 - 19 years . Men	1:11:19.4	1:11:25.8	06:45 min/km	8,87 km/h	Moldova	
34	2285	NICOLETA DRAGAN	14 - 19 years . Men	1:11:59.1	1:14:39.9	06:49 min/km	8,79 km/h	Moldova	
35	2225	CEBAN VLAD	14 - 19 years . Men	1:12:06.9	1:15:08.3	06:50 min/km	8,77 km/h	Moldova	
36	2091	BABIN ION	14 - 19 years . Men	1:13:14.4	1:15:40.6	06:56 min/km	8,64 km/h	Moldova	
37	2928	HARGHEL ALEXANDRU	14 - 19 years . Men	1:15:33.7	1:15:42.8	07:09 min/km	8,37 km/h	Moldova	
38	2831	PROKOPISHIN VADIM	14 - 19 years . Men	1:19:20.8	1:23:02.4	07:31 min/km	7,97 km/h	Moldova	
39	2879	MEREACRE DENIS	14 - 19 years . Men	1:19:35.8	1:22:05.1	07:32 min/km	7,95 km/h	Moldova	
40	2788	ALEXEI RUPET	14 - 19 years . Men	1:20:54.6	1:21:48.3	07:40 min/km	7,82 km/h	Moldova	
41	2482	GAVDZINSCHI MAXIM	14 - 19 years . Men	1:22:54.9	1:23:58.4	07:51 min/km	7,63 km/h	Moldova	
42	2552	HARGHEL STEFAN	14 - 19 years . Men	1:29:45.0	1:29:55.0	08:30 min/km	7,05 km/h	Moldova	
DNS	2583	CEBAN ALEXEI	14 - 19 years . Men			min/km	km/h	Moldova	
DNS	3037	MARCHUK ILIYA	14 - 19 years . Men			min/km	km/h	Ukrayina	

20 - 24 years . Men

1	2001	IVANCIUC GABRIEL	20 - 24 years . Men	0:34:48.6	0:34:52.1	03:18 min/km	18,18 km/h	Moldova	
2	3050	IVANOV VENIAMIN	20 - 24 years . Men	0:35:55.7	0:35:59.2	03:24 min/km	17,61 km/h	Moldova	
3	2767	PETRU GROSU	20 - 24 years . Men	0:39:07.7	0:39:13.0	03:42 min/km	16,17 km/h	Moldova	






























Chisinau big Hearts Marathon 2023 powered by Visa

Result List MF

AGRa	Bib	Name	AgeGroup1	Personal	Official	Average Pace	Average	Country	Country
4	2492	BUROV DUMITRU	20 - 24 years . Men	0:39:22.0	0:39:27.6	03:43 min/km	16,07 km/h	Moldova	
5	3101	COJUHARI EVGHENII	20 - 24 years . Men	0:41:17.9	0:41:28.7	03:54 min/km	15,32 km/h	Moldova	
6	2158	ĂZURIN ALEXANDRU	20 - 24 years . Men	0:43:25.3	0:43:33.1	04:07 min/km	14,57 km/h	Moldova	
7	2813	MUHIN ANTONIO	20 - 24 years . Men	0:43:35.1	0:44:37.8	04:07 min/km	14,52 km/h	Moldova	
8	2751	VICTOR SENDREA	20 - 24 years . Men	0:43:56.9	0:44:01.0	04:09 min/km	14,40 km/h	Moldova	
9	2518	NICOLAE CARP	20 - 24 years . Men	0:47:11.5	0:47:21.2	04:28 min/km	13,41 km/h	Moldova	
10	2246	CIACĂȚR ALIN	20 - 24 years . Men	0:47:57.5	0:48:30.3	04:32 min/km	13,19 km/h	Moldova	
11	2403	URSAN ALEXANDRU	20 - 24 years . Men	0:48:05.0	0:50:10.0	04:33 min/km	13,16 km/h	Moldova	
12	2839	ION ERHAN	20 - 24 years . Men	0:49:03.0	0:49:21.7	04:39 min/km	12,90 km/h	Moldova	
13	2027	ICHIM BOGDAN	20 - 24 years . Men	0:50:06.3	0:50:22.4	04:45 min/km	12,63 km/h	Romania	
14	2557	BEJENARI DMITRII	20 - 24 years . Men	0:51:01.4	0:51:17.5	04:50 min/km	12,40 km/h	Moldova	
15	3108	PITUSCAN MIHAIL	20 - 24 years . Men	0:51:34.5	0:51:47.9	04:53 min/km	12,27 km/h	Moldova	
16	2623	COCCIA SAMUELE	20 - 24 years . Men	0:51:44.2	0:52:38.0	04:54 min/km	12,23 km/h	Moldova	
17	2319	SERGIU AVRAM	20 - 24 years . Men	0:51:49.3	0:54:09.0	04:54 min/km	12,21 km/h	Moldova	
18	2371	ZAGAICAN FLORIN	20 - 24 years . Men	0:53:25.1	0:56:42.7	05:03 min/km	11,84 km/h	Moldova	
19	2176	PABOT PAUL	20 - 24 years . Men	0:53:36.9	0:54:20.5	05:04 min/km	11,80 km/h	France	
20	2235	CARACICOVSCHI STANISLAV	20 - 24 years . Men	0:55:21.6	0:55:43.4	05:14 min/km	11,43 km/h	Moldova	
21	3200	PAQUEREAU NICOLAS	20 - 24 years . Men	0:56:02.6	0:56:45.9	05:18 min/km	11,29 km/h	France	
22	3039	VARZARU ALINA	20 - 24 years . Men	0:56:06.3	0:56:43.6	05:19 min/km	11,28 km/h	Romania	
23	2330	NICOLAI CARACAS	20 - 24 years . Men	0:56:16.9	0:56:22.7	05:20 min/km	11,24 km/h	Moldova	
24	3256	IVAS CONSTANTIN	20 - 24 years . Men	0:57:10.7	0:57:48.1	05:25 min/km	11,06 km/h	Romania	
25	2178	APOSTOL MARIUS	20 - 24 years . Men	0:57:46.0	0:59:10.4	05:28 min/km	10,95 km/h	Moldova	
26	2469	GHERASIMOV VALERIU	20 - 24 years . Men	0:57:59.7	0:58:45.4	05:29 min/km	10,91 km/h	Moldova	
27	2304	CODREANU SAVELII	20 - 24 years . Men	0:58:17.3	1:00:18.1	05:31 min/km	10,85 km/h	Moldova	
28	2692	KOSULINSKII EVGHENI	20 - 24 years . Men	0:58:18.1	1:00:18.1	05:31 min/km	10,85 km/h	Moldova	
29	2155	PRODAN ALEXANDRU	20 - 24 years . Men	0:58:30.3	0:59:39.7	05:32 min/km	10,81 km/h	Moldova	
30	3115	TULBURE IUSTIN	20 - 24 years . Men	0:59:12.6	0:59:37.3	05:36 min/km	10,68 km/h	Romania	
31	2408	SMIRNOV VLADISLAV	20 - 24 years . Men	0:59:14.5	1:02:42.9	05:36 min/km	10,68 km/h	Moldova	
32	3048	ȚEFAN STEFAN	20 - 24 years . Men	0:59:40.6	1:02:05.3	05:39 min/km	10,60 km/h	Moldova	


























Chisinau big Hearts Marathon 2023 powered by Visa

Result List MF




AGRa	Bib	Name	AgeGroup1	Personal	Official	Average Pace	Average	Country	Country
33	3127	ANDRONACHE ION	20 - 24 years . Men	0:59:57.9	1:01:25.4	05:41 min/km	10,55 km/h	Moldova	
34	3147	DOGA TEODOR	20 - 24 years . Men	1:00:17.1	1:01:40.2	05:42 min/km	10,49 km/h	Moldova	
35	2096	BELCEVICEN FIODOR	20 - 24 years . Men	1:00:22.0	1:03:43.3	05:43 min/km	10,48 km/h	Moldova	
36	3087	GHERTA NICOLAE	20 - 24 years . Men	1:00:50.9	1:04:51.0	05:46 min/km	10,40 km/h	Moldova	
37	2716	TULBA ANATOLIE	20 - 24 years . Men	1:01:18.7	1:02:44.1	05:48 min/km	10,32 km/h	Moldova	
38	3261	MIRCA GHEORGHE	20 - 24 years . Men	1:01:29.4	1:01:40.8	05:49 min/km	10,29 km/h	Moldova	
39	2297	GUTAN RAZVAN	20 - 24 years . Men	1:01:49.4	1:02:59.8	05:51 min/km	10,23 km/h	Moldova	
40	2234	MORUJU IONUT-COSTIN	20 - 24 years . Men	1:02:31.4	1:03:31.0	05:55 min/km	10,12 km/h	Romania	
41	3217	COTELEA NICOLAE	20 - 24 years . Men	1:04:06.8	1:05:15.8	06:04 min/km	9,87 km/h	Moldova	
42	3224	NEGRESCU MARIN	20 - 24 years . Men	1:04:12.8	1:06:53.0	06:05 min/km	9,85 km/h	Moldova	
43	2453	GRIBINENCO ALEXANDR	20 - 24 years . Men	1:05:33.2	1:09:33.5	06:12 min/km	9,65 km/h	Moldova	
44	3191	FRANTUJAN NICOLAI	20 - 24 years . Men	1:06:26.2	1:08:33.5	06:17 min/km	9,52 km/h	Moldova	
45	2056	CRISTIAN CHIABURU	20 - 24 years . Men	1:06:26.8	1:07:06.8	06:17 min/km	9,52 km/h	Moldova	
46	2340	ION STANCOV	20 - 24 years . Men	1:06:43.6	1:09:21.9	06:19 min/km	9,48 km/h	Moldova	
47	2137	ERICH CRACIUN	20 - 24 years . Men	1:06:48.8	1:07:03.2	06:20 min/km	9,47 km/h	Moldova	
48	2735	DONAT DANILA	20 - 24 years . Men	1:06:59.4	1:09:00.1	06:21 min/km	9,44 km/h	Moldova	
49	2481	CĂȚĂLIN ȚĂRGU	20 - 24 years . Men	1:07:17.7	1:08:22.8	06:22 min/km	9,40 km/h	Moldova	
50	3180	MIHAIL COMUR	20 - 24 years . Men	1:07:17.9	1:08:03.3	06:22 min/km	9,40 km/h	Moldova	
51	2197	GHEORGHE CRISTIAN	20 - 24 years . Men	1:07:23.4	1:10:01.5	06:23 min/km	9,39 km/h	Moldova	
52	2343	COLEABISTOV VASILE	20 - 24 years . Men	1:07:39.2	1:07:55.5	06:24 min/km	9,35 km/h	Moldova	
53	2935	MEREACRE CORNELIU	20 - 24 years . Men	1:08:00.5	1:10:07.1	06:26 min/km	9,30 km/h	Moldova	
54	2215	PRIPA NICHITA	20 - 24 years . Men	1:08:01.7	1:10:02.8	06:26 min/km	9,30 km/h	Moldova	
55	2109	NISTOR NICULAE FILIP	20 - 24 years . Men	1:08:32.9	1:12:22.4	06:29 min/km	9,23 km/h	Moldova	
56	2820	BURLACHENKO NIKITA	20 - 24 years . Men	1:08:51.6	1:09:29.3	06:31 min/km	9,19 km/h	Moldova	
57	2877	TRIFANIUC ARTEOM	20 - 24 years . Men	1:09:29.0	1:09:40.9	06:35 min/km	9,10 km/h	Moldova	
58	2526	PERESNICENCO VEACESLAV	20 - 24 years . Men	1:09:30.0	1:12:49.7	06:35 min/km	9,10 km/h	Moldova	
59	2880	BRAILEAN ALEXANDRU	20 - 24 years . Men	1:09:40.3	1:10:41.6	06:36 min/km	9,08 km/h	Moldova	
60	3181	ION SEREPITCA	20 - 24 years . Men	1:09:42.7	1:11:51.7	06:36 min/km	9,07 km/h	Moldova	
61	3122	STAS CROZU	20 - 24 years . Men	1:10:15.0	1:12:08.0	06:39 min/km	9,00 km/h	Moldova	

Chisinau big Hearts Marathon 2023 powered by Visa

Result List MF






























AGRa	Bib	Name	AgeGroup1	Personal	Official	Average Pace	Average	Country	Country
62	2079	ZAHARADJI RODISLAV	20 - 24 years . Men	1:11:25.9	1:13:52.0	06:46 min/km	8,85 km/h	Moldova	
63	3159	BACINSCHI STEFAN	20 - 24 years . Men	1:11:26.5	1:13:51.4	06:46 min/km	8,85 km/h	Moldova	
64	2621	SIVUN ALEXANDR	20 - 24 years . Men	1:11:47.9	1:14:36.0	06:48 min/km	8,81 km/h	Moldova	
65	2094	RADU CARAUË~	20 - 24 years . Men	1:12:11.2	1:13:27.7	06:50 min/km	8,76 km/h	Moldova	
66	3277	PATRASCO SERGHEI	20 - 24 years . Men	1:12:23.5	1:14:10.7	06:51 min/km	8,74 km/h	Moldova	
67	2384	MORUJU IONUT	20 - 24 years . Men	1:14:13.7	1:15:13.3	07:02 min/km	8,52 km/h	Romania	
68	3026	LISNIC ANDREI	20 - 24 years . Men	1:18:15.0	1:22:15.4	07:25 min/km	8,08 km/h	Moldova	
69	3245	VLAD GLINJAN	20 - 24 years . Men	1:18:21.6	1:20:35.3	07:25 min/km	8,07 km/h	Moldova	
70	2347	GABRIEL MORARI	20 - 24 years . Men	1:21:13.8	1:24:49.1	07:42 min/km	7,79 km/h	Moldova	
71	2460	SOLTAN GRIGORE	20 - 24 years . Men	1:21:24.6	1:21:49.7	07:43 min/km	7,77 km/h	Moldova	
72	2639	MOLESTEANU LAURENTIU	20 - 24 years . Men	1:25:39.3	1:26:03.2	08:07 min/km	7,38 km/h	Moldova	
73	3142	CERNOMORCENCO ION	20 - 24 years . Men	1:28:07.3	1:29:30.9	08:21 min/km	7,18 km/h	Moldova	
74	2159	ALEXANDRU COTEA	20 - 24 years . Men	1:30:03.6	1:32:11.3	08:32 min/km	7,02 km/h	Moldova	
DSQ	2797	SURATELU CRISTIAN	20 - 24 years . Men		1:32:19.6	min/km	km/h	Moldova	
DSQ	2486	IATCO ION	20 - 24 years . Men	0:31:33.1	0:34:34.3	02:59 min/km	20,05 km/h	Moldova	
DSQ	2657	VADIM DICHII	20 - 24 years . Men	1:32:23.0	1:33:38.9	08:45 min/km	6,85 km/h	Moldova	
DSQ	2815	MARIUS CHIRITA	20 - 24 years . Men	2:19:49.1	2:20:22.8	13:15 min/km	4,52 km/h	Moldova	
DNS	2238	BĂLĂ,ÈȘEL ÈTEFAN	20 - 24 years . Men			min/km	km/h	Moldova	
DNS	2441	CATARAGA ALEXANDR	20 - 24 years . Men			min/km	km/h	Moldova	
DNS	2576	GRIU ANDREI	20 - 24 years . Men			min/km	km/h	Moldova	
DNS	2626	CEBOTARI ADRIAN	20 - 24 years . Men			min/km	km/h	Moldova	
DNS	2802	UMANSCHII IANEC	20 - 24 years . Men			min/km	km/h	Moldova	
DNS	2871	Veaceslav Craciun	20 - 24 years . Men		4:05:08.3	min/km	km/h	Moldova	
DNS	3143	COROLI VLADIMIR	20 - 24 years . Men			min/km	km/h	Moldova	
DNS	3266	TIBERIUS TOMA	20 - 24 years . Men			min/km	km/h	Moldova	

25- 29 years . Men

DSQ	2548	ANATOLIE MUNTEANU	25- 29 years . Men			min/km	km/h	Moldova	
1	3065	RADEV IGOR	25- 29 years . Men	0:36:10.4	0:36:14.6	03:25 min/km	17,49 km/h	Moldova	
2	2284	LUPUSOR SANDU	25- 29 years . Men	0:40:53.4	0:40:58.0	03:52 min/km	15,47 km/h	Moldova	






























Chisinau big Hearts Marathon 2023 powered by Visa

Result List MF

AGRa	Bib	Name	AgeGroup1	Personal	Official	Average Pace	Average	Country	Country
3	3229	SERGIU GARABA	25- 29 years . Men	0:45:18.6	0:45:32.1	04:17 min/km	13,96 km/h	Moldova	
4	2719	DIMITROV CONSTANTIN	25- 29 years . Men	0:48:43.7	0:49:04.8	04:37 min/km	12,98 km/h	Moldova	
5	2975	ÈȘURCANU ION	25- 29 years . Men	0:49:19.0	0:52:12.9	04:40 min/km	12,83 km/h	Moldova	
6	2512	ISTRATI ION	25- 29 years . Men	0:50:46.4	0:51:06.2	04:48 min/km	12,46 km/h	Moldova	
7	2680	OMELIANOVICI ÈTEFAN	25- 29 years . Men	0:51:33.1	0:53:10.9	04:53 min/km	12,27 km/h	Moldova	
8	3235	VADIM BRADULEAC	25- 29 years . Men	0:52:27.3	0:52:34.7	04:58 min/km	12,06 km/h	Moldova	
9	2635	SPĂŽNU CORNELIU	25- 29 years . Men	0:52:31.4	0:54:48.3	04:58 min/km	12,04 km/h	Moldova	
10	2862	IACHIMCIUC BOGDAN	25- 29 years . Men	0:52:58.9	0:53:08.0	05:01 min/km	11,94 km/h	Moldova	
11	3109	PAVLOV RUSLAN	25- 29 years . Men	0:53:21.9	0:53:27.5	05:03 min/km	11,85 km/h	Moldova	
12	2062	MARJINA ALEXANDRU	25- 29 years . Men	0:53:44.4	0:56:57.4	05:05 min/km	11,77 km/h	Moldova	
13	2961	POIANU VASILE	25- 29 years . Men	0:53:44.6	0:54:40.8	05:05 min/km	11,77 km/h	Moldova	
14	2851	TURCANU ANDREI	25- 29 years . Men	0:54:01.7	0:54:23.3	05:07 min/km	11,71 km/h	Moldova	
15	2750	LUNGU DANIEL	25- 29 years . Men	0:54:03.4	0:57:11.6	05:07 min/km	11,70 km/h	Moldova	
16	3016	DUMENICO DENIS	25- 29 years . Men	0:54:17.7	0:56:33.5	05:08 min/km	11,65 km/h	Moldova	
17	2800	PLUGARU TUDOR	25- 29 years . Men	0:54:20.0	0:54:50.1	05:09 min/km	11,64 km/h	Moldova	
18	2300	STURMILOV ANDREI	25- 29 years . Men	0:54:45.1	0:55:07.3	05:11 min/km	11,55 km/h	Moldova	
19	2607	CHISLARI IURIE	25- 29 years . Men	0:55:02.0	0:57:28.8	05:13 min/km	11,49 km/h	Moldova	
20	2958	METEI VASILE	25- 29 years . Men	0:55:18.2	0:55:40.7	05:14 min/km	11,44 km/h	Moldova	
21	2172	LOROT ALEXANDRE	25- 29 years . Men	0:55:25.5	0:56:06.9	05:15 min/km	11,41 km/h	Moldova	
22	2462	BARANEÈȘCHI VADIM	25- 29 years . Men	0:55:40.5	0:58:21.2	05:16 min/km	11,36 km/h	Moldova	
23	2216	MIHAIL TURCANU	25- 29 years . Men	0:56:30.2	0:56:56.5	05:21 min/km	11,20 km/h	Moldova	
24	2251	PLAMADEALA ALEXANDRU	25- 29 years . Men	0:57:01.2	0:59:30.5	05:24 min/km	11,09 km/h	Moldova	
25	3028	CIOLAC ION	25- 29 years . Men	0:57:13.2	1:00:35.0	05:25 min/km	11,06 km/h	Moldova	
26	2888	TOPALA DINU	25- 29 years . Men	0:57:24.4	1:00:49.0	05:26 min/km	11,02 km/h	Moldova	
27	2130	BETIVU VLADISLAV	25- 29 years . Men	0:57:48.0	0:59:45.8	05:28 min/km	10,94 km/h	Moldova	
28	3090	LARINOV VASILE	25- 29 years . Men	0:57:51.3	1:01:28.1	05:29 min/km	10,93 km/h	Moldova	
29	2747	GHERMAN DAN	25- 29 years . Men	0:58:06.3	1:01:38.2	05:30 min/km	10,89 km/h	Moldova	
30	2981	CEREDNICENCO MIHAIL	25- 29 years . Men	0:58:43.7	1:01:07.5	05:34 min/km	10,77 km/h	Moldova	
31	2754	ZUZA ANDREI	25- 29 years . Men	0:59:32.9	0:59:41.4	05:38 min/km	10,62 km/h	Moldova	






























Chisinau big Hearts Marathon 2023 powered by Visa

Result List MF

AGRa	Bib	Name	AgeGroup1	Personal	Official	Average Pace	Average	Country	Country
32	2333	VLAS MIHAIL	25- 29 years . Men	0:59:55.4	1:02:53.5	05:40 min/km	10,56 km/h	Moldova	
33	2332	STEPANOV SERGEI	25- 29 years . Men	1:00:05.9	1:02:56.8	05:41 min/km	10,53 km/h	Moldova	
34	3146	LUPANCIUC TRAIAN	25- 29 years . Men	1:00:11.6	1:02:09.3	05:42 min/km	10,51 km/h	Moldova	
35	2242	ALEXEI SITNIC	25- 29 years . Men	1:00:25.6	1:00:41.1	05:43 min/km	10,47 km/h	Moldova	
36	2031	CECAN TUDOR	25- 29 years . Men	1:00:25.9	1:02:47.3	05:43 min/km	10,47 km/h	Moldova	
37	2785	GHEORGHE SORICI	25- 29 years . Men	1:00:53.0	1:02:00.0	05:46 min/km	10,39 km/h	Moldova	
38	2057	DESEATNIC DMITRII	25- 29 years . Men	1:01:12.3	1:04:35.0	05:48 min/km	10,34 km/h	Moldova	
39	2224	MAXIM GOMENIUC	25- 29 years . Men	1:01:44.3	1:03:47.1	05:51 min/km	10,25 km/h	Moldova	
40	2761	FRUNZA VLADISLAV	25- 29 years . Men	1:02:06.4	1:05:03.7	05:53 min/km	10,19 km/h	Moldova	
41	2539	BUDECI VIOREL	25- 29 years . Men	1:02:15.3	1:02:34.1	05:54 min/km	10,16 km/h	Moldova	
42	2833	CLIMISIN NICHITA	25- 29 years . Men	1:02:57.3	1:06:48.0	05:58 min/km	10,05 km/h	Moldova	
43	3175	DUCA ANDREI	25- 29 years . Men	1:03:10.6	1:05:27.8	05:59 min/km	10,01 km/h	Moldova	
44	2188	OPREA PAVEL	25- 29 years . Men	1:03:21.9	1:05:09.6	06:00 min/km	9,98 km/h	Moldova	
45	2521	STRATIEVSKI VLADISLAV	25- 29 years . Men	1:03:35.6	1:07:25.3	06:01 min/km	9,95 km/h	Moldova	
46	2345	SĂ,NDUËȘĂ, STANISLAV	25- 29 years . Men	1:03:51.1	1:04:41.4	06:03 min/km	9,91 km/h	Moldova	
47	2110	RIGO SIMON	25- 29 years . Men	1:03:54.3	1:04:37.6	06:03 min/km	9,90 km/h	Moldova	
48	2784	LAVRIC NICHITA	25- 29 years . Men	1:04:35.3	1:07:01.0	06:07 min/km	9,79 km/h	Moldova	
49	2687	GLAVAN GHEORGHE	25- 29 years . Men	1:04:35.9	1:06:32.6	06:07 min/km	9,79 km/h	Moldova	
50	2011	LEFTER MARCEL	25- 29 years . Men	1:05:33.5	1:09:00.0	06:12 min/km	9,65 km/h	Moldova	
51	3170	VADIM È~ESTOPALOV	25- 29 years . Men	1:05:42.2	1:07:56.5	06:13 min/km	9,63 km/h	Moldova	
52	2247	TIMCU ALEXEI	25- 29 years . Men	1:05:51.4	1:06:01.7	06:14 min/km	9,60 km/h	Moldova	
53	2827	CERNETCHI DMITRII	25- 29 years . Men	1:06:58.7	1:08:32.8	06:20 min/km	9,44 km/h	Moldova	
54	2443	BUNDUCHI SORIN	25- 29 years . Men	1:06:59.8	1:07:52.8	06:21 min/km	9,44 km/h	Moldova	
55	2378	VADIM GĂ~LCA	25- 29 years . Men	1:07:29.7	1:07:57.9	06:23 min/km	9,37 km/h	Moldova	
56	3238	PANOV IURI	25- 29 years . Men	1:07:55.1	1:10:54.3	06:26 min/km	9,31 km/h	Moldova	
57	2559	SOROCEAN EUGEN	25- 29 years . Men	1:08:02.7	1:09:24.9	06:27 min/km	9,30 km/h	Moldova	
58	2864	IANACHEVICI ILIE	25- 29 years . Men	1:08:20.9	1:10:51.5	06:28 min/km	9,25 km/h	Moldova	
59	2807	DUMITRU GUËȘU	25- 29 years . Men	1:08:24.3	1:10:21.7	06:29 min/km	9,25 km/h	Moldova	
60	3240	CIAVDARI DMITRII	25- 29 years . Men	1:09:00.0	1:11:01.3	06:32 min/km	9,17 km/h	Moldova	





























Chisinau big Hearts Marathon 2023 powered by Visa

Result List MF

AGRa	Bib	Name	AgeGroup1	Personal	Official	Average Pace	Average	Country	Country
61	2801	CIOBANU ROBERT	25- 29 years . Men	1:09:29.5	1:11:52.5	06:35 min/km	9,10 km/h	Moldova	
62	2222	CERADE DAVID	25- 29 years . Men	1:09:38.7	1:13:01.2	06:36 min/km	9,08 km/h	Moldova	
63	2568	MARCHITAN STANISLAV	25- 29 years . Men	1:09:44.8	1:10:09.4	06:36 min/km	9,07 km/h	Moldova	
64	2021	DANIEL POCIUMBAN	25- 29 years . Men	1:09:48.2	1:11:46.9	06:37 min/km	9,06 km/h	Moldova	
65	3076	ALEXANDRU ROMANCIUC	25- 29 years . Men	1:10:03.4	1:10:49.5	06:38 min/km	9,03 km/h	Moldova	
66	2847	CICANCI VADIM	25- 29 years . Men	1:10:52.8	1:11:32.4	06:43 min/km	8,92 km/h	Moldova	
67	2424	CEBOTARI	25- 29 years . Men	1:11:15.2	1:12:58.3	06:45 min/km	8,88 km/h	Moldova	
68	2836	TRIFAN GHEORGHE	25- 29 years . Men	1:11:20.3	1:14:13.4	06:45 min/km	8,87 km/h	Moldova	
69	2183	GULCEAC NICOLAE	25- 29 years . Men	1:11:30.6	1:12:35.6	06:46 min/km	8,85 km/h	Moldova	
70	3156	MIRON ADRIAN	25- 29 years . Men	1:12:17.6	1:13:21.2	06:51 min/km	8,75 km/h	Moldova	
71	2256	MACOVEI ALEXANDRU	25- 29 years . Men	1:12:18.3	1:15:42.7	06:51 min/km	8,75 km/h	Moldova	
72	2127	ARMASH IGOR	25- 29 years . Men	1:12:38.6	1:13:16.6	06:53 min/km	8,71 km/h	Moldova	
73	3157	COTUN ALEXANDRU	25- 29 years . Men	1:12:54.4	1:16:41.7	06:54 min/km	8,68 km/h	Moldova	
74	3089	DMITRII BURTENCO	25- 29 years . Men	1:13:03.9	1:15:06.3	06:55 min/km	8,66 km/h	Moldova	
75	2694	RADUCAN ALEXANDRU	25- 29 years . Men	1:13:12.5	1:14:35.6	06:56 min/km	8,64 km/h	Moldova	
76	2337	ĚšĂŽBĂŽRNĂ, MIHAI	25- 29 years . Men	1:13:21.1	1:14:22.2	06:57 min/km	8,62 km/h	Moldova	
77	3272	PRALEA OCTAVIAN	25- 29 years . Men	1:13:24.1	1:16:09.5	06:57 min/km	8,62 km/h	Moldova	
78	2691	AFANAS EUGENIU	25- 29 years . Men	1:13:32.0	1:15:57.0	06:58 min/km	8,60 km/h	Moldova	
79	2911	SORIN GRIĚSCO	25- 29 years . Men	1:13:50.8	1:17:31.2	07:00 min/km	8,57 km/h	Moldova	
80	2718	TODERASCU MIRCEA	25- 29 years . Men	1:15:11.4	1:16:36.0	07:07 min/km	8,41 km/h	Moldova	
81	2976	LUCA ALEXEI	25- 29 years . Men	1:15:18.5	1:17:29.7	07:08 min/km	8,40 km/h	Moldova	
82	2175	PLAMADEALA MIHAI	25- 29 years . Men	1:15:40.3	1:17:58.1	07:10 min/km	8,36 km/h	Moldova	
83	2697	DINU VIDRĂŢCU	25- 29 years . Men	1:15:55.3	1:16:36.0	07:11 min/km	8,33 km/h	Moldova	
84	2317	RAKITEANSKI SERGHEY	25- 29 years . Men	1:16:12.8	1:19:27.6	07:13 min/km	8,30 km/h	Moldova	
85	3204	DIMOV ALEXANDR	25- 29 years . Men	1:16:13.9	1:19:39.1	07:13 min/km	8,30 km/h	Moldova	
86	2642	SEMITAR NICOLAE	25- 29 years . Men	1:16:14.2	1:17:06.6	07:13 min/km	8,30 km/h	Moldova	
87	2980	CIOBANU ANATOLIE	25- 29 years . Men	1:16:21.1	1:16:37.6	07:14 min/km	8,28 km/h	Moldova	
88	2776	BAZENIUC IVAN	25- 29 years . Men	1:16:32.0	1:18:52.5	07:15 min/km	8,26 km/h	Moldova	
89	2676	MUNTEANU DANIEL	25- 29 years . Men	1:17:38.9	1:19:04.6	07:21 min/km	8,15 km/h	Moldova	






























Chisinau big Hearts Marathon 2023 powered by Visa

Result List MF

AGRa	Bib	Name	AgeGroup1	Personal	Official	Average Pace	Average	Country	Country
90	2388	CATALIN GOREA	25- 29 years . Men	1:18:22.9	1:20:36.3	07:25 min/km	8,07 km/h	Moldova	
91	2207	TIPLE MIHAIL	25- 29 years . Men	1:19:43.8	1:22:12.6	07:33 min/km	7,93 km/h	Moldova	
92	3252	CECAN TUDOR	25- 29 years . Men	1:20:05.5	1:22:00.2	07:35 min/km	7,90 km/h	Moldova	
93	3107	CATALIN GAMOTA	25- 29 years . Men	1:20:25.8	1:23:04.8	07:37 min/km	7,86 km/h	Moldova	
94	2599	ENACHE VICTOR	25- 29 years . Men	1:20:59.8	1:21:13.5	07:40 min/km	7,81 km/h	Moldova	
95	2131	CHIRILIUC GHEORGHE	25- 29 years . Men	1:21:00.1	1:21:26.8	07:40 min/km	7,81 km/h	Moldova	
96	2669	BODORIN ADRIAN	25- 29 years . Men	1:21:16.9	1:21:43.7	07:42 min/km	7,78 km/h	Moldova	
97	2974	IURCO MIHAIL	25- 29 years . Men	1:21:51.7	1:25:45.0	07:45 min/km	7,73 km/h	Moldova	
98	3275	MARTIN EUGENIU	25- 29 years . Men	1:22:28.9	1:26:27.4	07:49 min/km	7,67 km/h	Moldova	
99	2925	MACOVEI MAXIM	25- 29 years . Men	1:22:39.0	1:25:48.5	07:50 min/km	7,65 km/h	Moldova	
100	2230	MORARI ANATOL	25- 29 years . Men	1:22:40.5	1:26:33.3	07:50 min/km	7,65 km/h	Moldova	
101	3081	VLADIMIR SATOV	25- 29 years . Men	1:26:17.7	1:27:09.6	08:10 min/km	7,33 km/h	Moldova	
102	3005	IULIAN MIHALACHI	25- 29 years . Men	1:26:55.3	1:29:31.7	08:14 min/km	7,28 km/h	Moldova	
DSQ	2771	POPOVICI DORIN	25- 29 years . Men	1:33:25.1	1:37:14.6	08:51 min/km	6,77 km/h	Moldova	
DNS	2104	PETREANU MIHAIL	25- 29 years . Men			min/km	km/h	Moldova	
DNS	2220	VLAS MIHAIL	25- 29 years . Men			min/km	km/h	Moldova	
DNS	2301	EUGEN SPEIAN	25- 29 years . Men			min/km	km/h	Moldova	
DNS	2302	CRISTIAN CĂȚĂLARU	25- 29 years . Men			min/km	km/h	Moldova	
DNS	2402	VICTOR COZER	25- 29 years . Men			min/km	km/h	Moldova	
DNS	2466	VASILE RUSU	25- 29 years . Men			min/km	km/h	Moldova	
DNS	2542	OSADCENCO ALEXANDRU	25- 29 years . Men			min/km	km/h	Moldova	
DNS	2765	MUNTEAN ANDREI	25- 29 years . Men			min/km	km/h	Moldova	
DNS	3182	ALEXANDRU JURCA	25- 29 years . Men			min/km	km/h	Moldova	
DNS	3201	PASCAN NICOLAE	25- 29 years . Men			min/km	km/h	Moldova	
DNS	3249	IVANOV ARTYOM	25- 29 years . Men			min/km	km/h	Moldova	
DNS	3273	BUCEARSCHI DENIS	25- 29 years . Men			min/km	km/h	Moldova	
30 - 34 years . Men									
a.k.	2010	GUSAN EVGHENII	30 - 34 years . Men			min/km	km/h	Moldova	
DSQ	2710	BESLIU SERGIU	30 - 34 years . Men			min/km	km/h	Moldova	






























Chisinau big Hearts Marathon 2023 powered by Visa

Result List MF

AGRa	Bib	Name	AgeGroup1	Personal	Official	Average Pace	Average	Country	Country
DSQ	2845	HAMZA MIHAIL	30 - 34 years . Men			min/km	km/h	Moldova	
DSQ	3061	NOUR ION	30 - 34 years . Men			min/km	km/h	Moldova	
1	2737	HARITON MARCEL	30 - 34 years . Men	0:38:05.7	0:38:11.2	03:36 min/km	16,61 km/h	Moldova	
2	2124	MARIAN CONSTANTIN	30 - 34 years . Men	0:38:14.3	0:38:19.2	03:37 min/km	16,55 km/h	Moldova	
3	2779	LUPUSOR MARCEL	30 - 34 years . Men	0:38:53.4	0:38:58.5	03:41 min/km	16,27 km/h	Moldova	
4	2201	ION MOLDOVANU	30 - 34 years . Men	0:39:01.1	0:39:06.9	03:41 min/km	16,21 km/h	Moldova	
5	2023	TIBERNEAC VLADIMIR	30 - 34 years . Men	0:41:39.4	0:41:53.4	03:56 min/km	15,19 km/h	Moldova	
6	2367	GOLOVEI ANDREI	30 - 34 years . Men	0:42:33.5	0:42:46.3	04:02 min/km	14,87 km/h	Moldova	
7	3095	CHIRTOCA ION	30 - 34 years . Men	0:43:13.7	0:43:22.9	04:05 min/km	14,64 km/h	Moldova	
8	2587	ALEXANDR UNTILA	30 - 34 years . Men	0:43:33.9	0:43:47.8	04:07 min/km	14,52 km/h	Moldova	
9	2325	VLAS IURIE	30 - 34 years . Men	0:46:28.6	0:46:36.6	04:24 min/km	13,61 km/h	Moldova	
10	2849	ACHGILL DUSTIN	30 - 34 years . Men	0:46:31.0	0:47:12.4	04:24 min/km	13,60 km/h	Moldova	
11	3140	CUCOS ION	30 - 34 years . Men	0:46:52.2	0:47:00.5	04:26 min/km	13,50 km/h	Moldova	
12	2446	GONCEAROV EVGHENII	30 - 34 years . Men	0:46:59.2	0:47:17.9	04:27 min/km	13,46 km/h	Moldova	
13	2100	ION PATRINICHE	30 - 34 years . Men	0:48:21.7	0:48:42.6	04:35 min/km	13,08 km/h	Moldova	
14	3233	CAMENSCIC ION	30 - 34 years . Men	0:48:34.9	0:48:49.4	04:36 min/km	13,02 km/h	Moldova	
15	2389	ARTIOM CURUCI	30 - 34 years . Men	0:50:09.0	0:50:22.6	04:45 min/km	12,61 km/h	Moldova	
16	2721	CIOBANU DUMITRU	30 - 34 years . Men	0:50:10.6	0:52:14.4	04:45 min/km	12,61 km/h	Moldova	
17	2633	IURIEV EDUARD	30 - 34 years . Men	0:50:23.7	0:50:38.6	04:46 min/km	12,55 km/h	Moldova	
18	2887	SCULEA RADU	30 - 34 years . Men	0:50:55.4	0:51:29.8	04:49 min/km	12,42 km/h	Moldova	
19	3162	TOPORET ALEXANDRU	30 - 34 years . Men	0:51:15.1	0:55:08.1	04:51 min/km	12,34 km/h	Moldova	
20	2211	BARCAN CONSTANTIN	30 - 34 years . Men	0:51:30.1	0:52:14.6	04:52 min/km	12,28 km/h	Moldova	
21	3187	SERGIU BESLIU	30 - 34 years . Men	0:51:31.6	0:54:35.1	04:53 min/km	12,28 km/h	Moldova	
22	2889	BRUN ARTHUR	30 - 34 years . Men	0:51:51.0	0:52:36.0	04:54 min/km	12,20 km/h	Moldova	
23	2530	MUNTEAN CONSTANTIN	30 - 34 years . Men	0:53:05.3	0:53:39.8	05:01 min/km	11,92 km/h	Moldova	
24	2661	COCORIN DMITRII	30 - 34 years . Men	0:53:12.7	0:54:18.5	05:02 min/km	11,89 km/h	Moldova	
25	2753	JUC ANDREI	30 - 34 years . Men	0:53:31.5	0:53:45.0	05:04 min/km	11,82 km/h	Moldova	
26	2590	CAINAREAN ANDRIAN	30 - 34 years . Men	0:53:36.7	0:56:36.6	05:04 min/km	11,80 km/h	Moldova	
27	2714	VADIM GHINDARI	30 - 34 years . Men	0:53:41.7	0:53:49.8	05:05 min/km	11,78 km/h	Moldova	






























Chisinau big Hearts Marathon 2023 powered by Visa

Result List MF

AGRa	Bib	Name	AgeGroup1	Personal	Official	Average Pace	Average	Country	Country
28	2641	CANTIR DAN	30 - 34 years . Men	0:53:42.4	0:55:01.3	05:05 min/km	11,78 km/h	Moldova	
29	2646	BARBAN ALEXANDR	30 - 34 years . Men	0:54:14.5	0:58:10.8	05:08 min/km	11,66 km/h	Moldova	
30	3038	PASA MIHAIL	30 - 34 years . Men	0:54:36.4	0:58:26.9	05:10 min/km	11,58 km/h	Moldova	
31	2422	OLEG BEZNITCHI	30 - 34 years . Men	0:55:23.4	0:55:44.2	05:15 min/km	11,42 km/h	Moldova	
32	2986	ADRIAN TONU	30 - 34 years . Men	0:55:32.6	0:56:33.0	05:15 min/km	11,39 km/h	Moldova	
33	2376	VASILE MACARI	30 - 34 years . Men	0:55:41.1	0:56:31.1	05:16 min/km	11,36 km/h	Moldova	
34	2947	SIRBU NICOLAE	30 - 34 years . Men	0:55:54.0	0:57:38.5	05:17 min/km	11,32 km/h	Moldova	
35	2239	GRIGORI SAACHEAN	30 - 34 years . Men	0:56:04.9	0:58:02.0	05:19 min/km	11,28 km/h	Moldova	
36	2244	FURDUI MARCEL	30 - 34 years . Men	0:56:22.6	0:58:06.0	05:20 min/km	11,22 km/h	Moldova	
37	3212	GRECU DUMITRU	30 - 34 years . Men	0:56:30.9	0:59:55.5	05:21 min/km	11,19 km/h	Moldova	
38	3223	DEDOV MAXIM	30 - 34 years . Men	0:57:00.8	0:57:14.2	05:24 min/km	11,10 km/h	Moldova	
39	3085	PĂ,TRUNJEL NICU	30 - 34 years . Men	0:57:04.7	0:58:22.4	05:24 min/km	11,08 km/h	Moldova	
40	3165	GRAJDEANU CORNEL	30 - 34 years . Men	0:57:04.8	0:58:31.2	05:24 min/km	11,08 km/h	Moldova	
41	3296	COGUT ALEXANDR	30 - 34 years . Men	0:57:07.4	1:01:02.5	05:24 min/km	11,07 km/h	Moldova	
42	2921	POKHLEBKIN VITALII	30 - 34 years . Men	0:57:12.6	1:00:28.6	05:25 min/km	11,06 km/h	Moldova	
43	3155	COADA ION	30 - 34 years . Men	0:57:24.1	0:58:19.7	05:26 min/km	11,02 km/h	Moldova	
44	2483	GORBATOVSKI SERGHEI	30 - 34 years . Men	0:57:36.0	0:58:30.8	05:27 min/km	10,98 km/h	Moldova	
45	2897	DAN PARFENE	30 - 34 years . Men	0:57:43.3	0:58:37.6	05:28 min/km	10,96 km/h	Moldova	
46	2334	ION RAIU	30 - 34 years . Men	0:57:44.6	0:59:21.0	05:28 min/km	10,96 km/h	Moldova	
47	3012	MAXIM BĂZZDĂŽGA	30 - 34 years . Men	0:57:49.8	1:01:34.3	05:28 min/km	10,94 km/h	Moldova	
48	2781	ANTON RAZVAN	30 - 34 years . Men	0:57:58.4	0:59:03.2	05:29 min/km	10,91 km/h	Romania	
49	2895	ILIASOV ALEXANDRU	30 - 34 years . Men	0:57:59.4	0:59:06.0	05:29 min/km	10,91 km/h	Moldova	
50	2382	OLEG CRISTEA	30 - 34 years . Men	0:58:49.8	1:00:08.0	05:34 min/km	10,75 km/h	Moldova	
51	2603	VASILIEV MAXIM	30 - 34 years . Men	0:58:52.7	0:59:15.7	05:34 min/km	10,74 km/h	Moldova	
52	2167	KIPKALA PAVEL	30 - 34 years . Men	0:58:56.5	0:59:48.5	05:35 min/km	10,73 km/h	Moldova	
53	2187	DJOGOLIC MAXIM	30 - 34 years . Men	0:59:09.9	1:01:27.0	05:36 min/km	10,69 km/h	Moldova	
54	3176	ZANET DORU	30 - 34 years . Men	0:59:18.0	1:00:20.1	05:37 min/km	10,67 km/h	Romania	
55	2270	CAZACU ALEXANDRU	30 - 34 years . Men	0:59:22.2	0:59:35.6	05:37 min/km	10,65 km/h	Moldova	
56	2500	ISAC ADRIAN	30 - 34 years . Men	0:59:22.4	0:59:58.1	05:37 min/km	10,65 km/h	Moldova	






























Chisinau big Hearts Marathon 2023 powered by Visa

Result List MF

AGRa	Bib	Name	AgeGroup1	Personal	Official	Average Pace	Average	Country	Country
57	3243	CHELIMANOVICI DMITRII	30 - 34 years . Men	0:59:26.1	1:01:48.8	05:38 min/km	10,64 km/h	Moldova	
58	2728	MUNTEAN PAVEL	30 - 34 years . Men	0:59:30.6	1:00:40.2	05:38 min/km	10,63 km/h	Moldova	
59	2082	OPREA VALERIU	30 - 34 years . Men	0:59:30.7	1:00:41.9	05:38 min/km	10,63 km/h	Moldova	
60	3112	MEREACRE DANU	30 - 34 years . Men	0:59:49.8	1:01:59.6	05:40 min/km	10,57 km/h	Moldova	
61	2786	PATRASCO ALEXANDR	30 - 34 years . Men	0:59:49.9	1:01:22.0	05:40 min/km	10,57 km/h	Moldova	
62	2715	KUZMICHEV VLADIMIR	30 - 34 years . Men	1:00:05.1	1:02:56.8	05:41 min/km	10,53 km/h	Moldova	
63	3219	ZVONOV IGOR	30 - 34 years . Men	1:00:14.0	1:00:35.9	05:42 min/km	10,50 km/h	Moldova	
64	2686	LESNIC ION	30 - 34 years . Men	1:00:16.0	1:02:54.8	05:42 min/km	10,50 km/h	Moldova	
65	2073	PRIJILEVSCHI EVGHENI	30 - 34 years . Men	1:00:18.9	1:02:18.9	05:43 min/km	10,49 km/h	Moldova	
66	2295	BALAN VICTOR	30 - 34 years . Men	1:00:21.2	1:02:05.8	05:43 min/km	10,48 km/h	Moldova	
67	2740	DMITRII POVOLOCICO	30 - 34 years . Men	1:00:28.6	1:04:21.4	05:44 min/km	10,46 km/h	Moldova	
68	3222	COJOCARU RADU	30 - 34 years . Men	1:00:36.7	1:02:59.7	05:44 min/km	10,44 km/h	Moldova	
69	3093	COTOROBAI SERGIU	30 - 34 years . Men	1:00:52.7	1:01:51.5	05:46 min/km	10,39 km/h	Moldova	
70	2698	GHIDIU GHEORGHE	30 - 34 years . Men	1:01:03.1	1:02:48.6	05:47 min/km	10,36 km/h	Moldova	
71	2436	DUMITRU FOROSTEANĂȚI	30 - 34 years . Men	1:01:11.2	1:04:14.2	05:48 min/km	10,34 km/h	Moldova	
72	3247	VALERIU ZGUREANU	30 - 34 years . Men	1:01:16.3	1:02:01.1	05:48 min/km	10,32 km/h	Moldova	
73	2757	GORGOS CRISTIAN	30 - 34 years . Men	1:01:20.1	1:01:54.6	05:48 min/km	10,31 km/h	Moldova	
74	2814	CAZANJI IVAN	30 - 34 years . Men	1:01:23.4	1:04:12.2	05:49 min/km	10,30 km/h	Moldova	
75	2545	HADJI STANISLAV	30 - 34 years . Men	1:01:32.5	1:03:32.0	05:50 min/km	10,28 km/h	Moldova	
76	2993	ION IORDACHI	30 - 34 years . Men	1:01:39.7	1:02:30.4	05:50 min/km	10,26 km/h	Moldova	
77	2489	ROTARU DAN	30 - 34 years . Men	1:01:50.9	1:04:28.6	05:51 min/km	10,23 km/h	Moldova	
78	2193	LEONID CIOBOTARI	30 - 34 years . Men	1:02:19.9	1:03:34.9	05:54 min/km	10,15 km/h	Moldova	
79	3199	TEAN EVGHENII	30 - 34 years . Men	1:02:31.8	1:03:41.7	05:55 min/km	10,12 km/h	Moldova	
80	2353	COJOCARI OLEG	30 - 34 years . Men	1:02:56.6	1:03:31.0	05:58 min/km	10,05 km/h	Moldova	
81	2556	POSTOLACHI ALEXANDRU	30 - 34 years . Men	1:02:57.2	1:05:47.0	05:58 min/km	10,05 km/h	Moldova	
82	2496	ADAMCOVICI ANDREI	30 - 34 years . Men	1:03:00.0	1:03:20.3	05:58 min/km	10,04 km/h	Moldova	
83	2026	MOROZ NICOLAE	30 - 34 years . Men	1:03:04.8	1:05:16.1	05:58 min/km	10,03 km/h	Moldova	
84	2081	BEJENARU ANDREI	30 - 34 years . Men	1:03:12.2	1:04:54.8	05:59 min/km	10,01 km/h	Moldova	
85	2538	OSTAFI ION	30 - 34 years . Men	1:03:25.8	1:05:39.4	06:00 min/km	9,97 km/h	Moldova	






























Chisinau big Hearts Marathon 2023 powered by Visa

Result List MF

AGRa	Bib	Name	AgeGroup1	Personal	Official	Average Pace	Average	Country	Country
86	3268	SERBENIUC GHENADIE	30 - 34 years . Men	1:03:27.7	1:06:55.7	06:00 min/km	9,97 km/h	Moldova	
87	3270	DUMITRAS STEFAN	30 - 34 years . Men	1:03:32.2	1:07:03.6	06:01 min/km	9,96 km/h	Moldova	
88	2988	TULEA STEFAN	30 - 34 years . Men	1:03:48.9	1:04:16.6	06:02 min/km	9,91 km/h	Moldova	
89	3042	BESLIU CRISTIAN	30 - 34 years . Men	1:04:00.4	1:05:57.4	06:04 min/km	9,88 km/h	Moldova	
90	3177	MELECA IVAN	30 - 34 years . Men	1:04:26.5	1:06:17.1	06:06 min/km	9,82 km/h	Moldova	
91	2685	GNATIUC ANDRIAN	30 - 34 years . Men	1:04:27.9	1:07:12.2	06:06 min/km	9,81 km/h	Moldova	
92	2798	CHEOR VLADIMIR	30 - 34 years . Men	1:04:28.3	1:05:07.1	06:06 min/km	9,81 km/h	Moldova	
93	2550	CHIRTOACA TRAIAN	30 - 34 years . Men	1:04:33.3	1:05:47.9	06:07 min/km	9,80 km/h	Moldova	
94	2156	SEVCENCO ALEXANDRU	30 - 34 years . Men	1:04:57.4	1:05:31.6	06:09 min/km	9,74 km/h	Moldova	
95	2952	BIRNAZ ANDREI	30 - 34 years . Men	1:05:07.6	1:08:48.4	06:10 min/km	9,71 km/h	Moldova	
96	2609	MIRZAC ION	30 - 34 years . Men	1:05:08.5	1:05:37.1	06:10 min/km	9,71 km/h	Moldova	
97	2138	LISNIC ANDREI	30 - 34 years . Men	1:05:29.9	1:06:03.6	06:12 min/km	9,66 km/h	Moldova	
98	2202	BEREZOI PETRU	30 - 34 years . Men	1:05:33.4	1:06:21.9	06:12 min/km	9,65 km/h	Moldova	
99	2346	VOLEANSCHI VALERII	30 - 34 years . Men	1:05:37.4	1:07:56.1	06:13 min/km	9,64 km/h	Moldova	
100	2445	SMIRNOVA CRISTINA	30 - 34 years . Men	1:05:50.5	1:09:18.9	06:14 min/km	9,61 km/h	Moldova	
101	2683	RANGA NICOLAE	30 - 34 years . Men	1:05:56.2	1:09:25.7	06:15 min/km	9,59 km/h	Moldova	
102	2804	REABININ IGOR	30 - 34 years . Men	1:06:18.9	1:10:10.9	06:17 min/km	9,54 km/h	Moldova	
103	3075	SECRIERU ION	30 - 34 years . Men	1:06:42.0	1:07:30.9	06:19 min/km	9,48 km/h	Moldova	
104	3014	CORNITA NICOLAE	30 - 34 years . Men	1:06:44.3	1:07:44.3	06:19 min/km	9,48 km/h	Moldova	
105	3234	TOCARENCO IGOR	30 - 34 years . Men	1:06:58.6	1:08:38.8	06:20 min/km	9,44 km/h	Moldova	
106	3179	BOSTANICA ION	30 - 34 years . Men	1:07:00.9	1:09:42.7	06:21 min/km	9,44 km/h	Moldova	
107	2252	IVAN BICEC	30 - 34 years . Men	1:07:21.6	1:08:06.5	06:23 min/km	9,39 km/h	Moldova	
108	2165	IRINA TARELEA	30 - 34 years . Men	1:07:52.1	1:09:30.6	06:26 min/km	9,32 km/h	Moldova	
109	2984	CHINTEA PAVEL	30 - 34 years . Men	1:07:59.2	1:08:25.1	06:26 min/km	9,30 km/h	Moldova	
110	2562	SHAFRANENKO ALEXANDR	30 - 34 years . Men	1:07:59.4	1:11:55.2	06:26 min/km	9,30 km/h	Moldova	
111	2236	POLINCHUK SERGHEI	30 - 34 years . Men	1:08:20.2	1:12:26.6	06:28 min/km	9,26 km/h	Moldova	
112	3221	DIRUL DUMITRU	30 - 34 years . Men	1:08:23.8	1:10:20.6	06:29 min/km	9,25 km/h	Moldova	
113	3174	TABUICA ANDREI	30 - 34 years . Men	1:08:24.8	1:10:25.5	06:29 min/km	9,25 km/h	Moldova	
114	2437	ALBERT ALEXEENCO	30 - 34 years . Men	1:08:26.3	1:10:30.8	06:29 min/km	9,24 km/h	Moldova	






























Chisinau big Hearts Marathon 2023 powered by Visa

Result List MF

AGRa	Bib	Name	AgeGroup1	Personal	Official	Average Pace	Average	Country	Country
115	2498	COJOCARU CONSTANTIN	30 - 34 years . Men	1:08:29.5	1:10:36.9	06:29 min/km	9,24 km/h	Moldova	
116	3208	IRINA PETROVA	30 - 34 years . Men	1:08:49.1	1:10:30.2	06:31 min/km	9,19 km/h	Moldova	
117	3185	CERNIOGLO DMITRI	30 - 34 years . Men	1:09:01.2	1:11:55.0	06:32 min/km	9,16 km/h	Moldova	
118	2262	PAPUSA VITALIE	30 - 34 years . Men	1:09:07.5	1:09:22.5	06:33 min/km	9,15 km/h	Moldova	
119	2218	BANARI MARCEL	30 - 34 years . Men	1:09:09.0	1:09:35.4	06:33 min/km	9,15 km/h	Moldova	
120	2404	ROTARI PAVEL	30 - 34 years . Men	1:09:17.0	1:11:53.9	06:34 min/km	9,13 km/h	Moldova	
121	2824	ZAHARCIUC VICTOR	30 - 34 years . Men	1:09:19.5	1:09:37.3	06:34 min/km	9,12 km/h	Moldova	
122	2645	Soldanenco IGOR	30 - 34 years . Men	1:10:00.0	1:10:27.0	06:38 min/km	9,04 km/h	Moldova	
123	2298	ARHIPOV SERGHEI	30 - 34 years . Men	1:10:07.6	1:10:27.4	06:38 min/km	9,02 km/h	Moldova	
124	3269	GULICA LIVIU	30 - 34 years . Men	1:10:14.7	1:11:41.1	06:39 min/km	9,00 km/h	Moldova	
125	2068	ZAET VLADIMIR	30 - 34 years . Men	1:10:16.4	1:11:51.1	06:39 min/km	9,00 km/h	Moldova	
126	3198	GRICIUC SERGHEI	30 - 34 years . Men	1:10:18.9	1:13:19.1	06:39 min/km	9,00 km/h	Moldova	
127	2886	PISLARU VLADISLAV	30 - 34 years . Men	1:10:24.5	1:11:28.7	06:40 min/km	8,98 km/h	Moldova	
128	2577	PANCIUC VASILII	30 - 34 years . Men	1:10:39.3	1:13:50.3	06:41 min/km	8,95 km/h	Moldova	
129	2616	TCACIUC ALEXANDR	30 - 34 years . Men	1:10:51.7	1:13:53.9	06:43 min/km	8,93 km/h	Moldova	
130	2614	ANGHELOV CONSTANTIN	30 - 34 years . Men	1:11:22.3	1:12:57.4	06:45 min/km	8,86 km/h	Moldova	
131	2358	AGAPII MIRCEA	30 - 34 years . Men	1:11:22.5	1:13:17.7	06:46 min/km	8,86 km/h	Moldova	
132	2867	POLOMARENCO DENIS	30 - 34 years . Men	1:11:23.1	1:13:04.3	06:46 min/km	8,86 km/h	Moldova	
133	2097	IURCO ALEXANDRU	30 - 34 years . Men	1:11:31.8	1:12:00.3	06:46 min/km	8,84 km/h	Moldova	
134	2303	DRUȘĂ, CONSTANTIN	30 - 34 years . Men	1:12:40.4	1:16:24.0	06:53 min/km	8,70 km/h	Moldova	
135	2092	PAMAZANSCHI MIHAIL	30 - 34 years . Men	1:12:52.9	1:13:32.3	06:54 min/km	8,68 km/h	Moldova	
136	2924	LAE ALEXANDRU	30 - 34 years . Men	1:13:10.7	1:15:11.9	06:56 min/km	8,64 km/h	Moldova	
137	2700	MIRONOV ALEXANDR	30 - 34 years . Men	1:13:31.0	1:16:11.6	06:58 min/km	8,60 km/h	Moldova	
138	2574	DMITRII GROSU	30 - 34 years . Men	1:14:00.5	1:15:18.5	07:00 min/km	8,55 km/h	Moldova	
139	2964	RADUCAN VALERIU	30 - 34 years . Men	1:14:08.5	1:14:51.4	07:01 min/km	8,53 km/h	Moldova	
140	2516	DMYTRO MOROSHANU	30 - 34 years . Men	1:14:09.5	1:16:23.9	07:01 min/km	8,53 km/h	Moldova	
141	2957	VICTOR SLOBOZIANU	30 - 34 years . Men	1:14:51.8	1:16:18.0	07:05 min/km	8,45 km/h	Moldova	
142	2059	GORBUNOV ALEXANDR	30 - 34 years . Men	1:14:57.1	1:17:42.9	07:06 min/km	8,44 km/h	Moldova	
143	2089	STEFAN PATERAU	30 - 34 years . Men	1:15:11.4	1:16:39.7	07:07 min/km	8,41 km/h	Moldova	



























Chisinau big Hearts Marathon 2023 powered by Visa

Result List MF

AGRa	Bib	Name	AgeGroup1	Personal	Official	Average Pace	Average	Country	Country
144	2629	GHEORGHIES RODION	30 - 34 years . Men	1:15:18.7	1:15:44.3	07:08 min/km	8,40 km/h	Moldova	
145	2381	MATCAN VICTOR	30 - 34 years . Men	1:15:47.6	1:16:21.0	07:11 min/km	8,35 km/h	Moldova	
146	2464	GHEORGHE RUSUHANU	30 - 34 years . Men	1:15:51.3	1:18:32.6	07:11 min/km	8,34 km/h	Moldova	
147	2455	GRITAENCO ANDREI	30 - 34 years . Men	1:16:06.9	1:19:58.4	07:12 min/km	8,31 km/h	Moldova	
148	2998	MIHALKOV YORDAN	30 - 34 years . Men	1:16:18.0	1:16:35.0	07:14 min/km	8,29 km/h	Moldova	
149	2214	UNGUREAN EVGHENII	30 - 34 years . Men	1:17:28.5	1:18:16.3	07:20 min/km	8,16 km/h	Moldova	
150	3145	DUMITRU STANCIU	30 - 34 years . Men	1:18:13.7	1:22:01.9	07:24 min/km	8,09 km/h	Moldova	
151	2287	PUSCASU ANDREI	30 - 34 years . Men	1:18:29.4	1:21:49.0	07:26 min/km	8,06 km/h	Moldova	
152	2834	MALAI ANDREI	30 - 34 years . Men	1:18:44.7	1:19:16.7	07:27 min/km	8,03 km/h	Moldova	
153	2799	LEBEDEV VICTOR	30 - 34 years . Men	1:19:02.9	1:19:44.7	07:29 min/km	8,00 km/h	Moldova	
154	2477	PAVLENCO NICHITA	30 - 34 years . Men	1:19:27.8	1:20:38.3	07:32 min/km	7,96 km/h	Moldova	
155	2166	MALIS DENIS	30 - 34 years . Men	1:19:39.7	1:20:37.1	07:33 min/km	7,94 km/h	Moldova	
156	2322	LASCO ION	30 - 34 years . Men	1:20:06.9	1:24:04.7	07:35 min/km	7,89 km/h	Moldova	
157	2467	PLAMADEALA EUGENIU	30 - 34 years . Men	1:20:13.0	1:22:15.6	07:36 min/km	7,88 km/h	Moldova	
158	2204	TCACIUC ANDREI	30 - 34 years . Men	1:20:47.2	1:22:44.8	07:39 min/km	7,83 km/h	Moldova	
159	3210	BOAGHE MIHAIL	30 - 34 years . Men	1:22:38.3	1:25:48.9	07:50 min/km	7,65 km/h	Moldova	
160	2739	NEGARA SERGIU	30 - 34 years . Men	1:22:49.0	1:23:55.8	07:51 min/km	7,64 km/h	Moldova	
161	2475	DASCAL EUGEN	30 - 34 years . Men	1:25:46.4	1:26:09.8	08:07 min/km	7,37 km/h	Moldova	
162	2809	OLGA PETIS	30 - 34 years . Men	1:26:19.3	1:27:10.7	08:11 min/km	7,33 km/h	Moldova	
163	3148	MIRCIUC OLEG	30 - 34 years . Men	1:26:26.2	1:27:16.4	08:11 min/km	7,32 km/h	Moldova	
164	3195	MARDARI DENIS	30 - 34 years . Men	1:26:45.0	1:29:51.4	08:13 min/km	7,29 km/h	Moldova	
DSQ	3138	GRIGORIU IONEL	30 - 34 years . Men		1:16:15.7	min/km	km/h	Moldova	
DSQ	3253	NICU DUDCO	30 - 34 years . Men	0:33:51.0	0:34:55.2	03:12 min/km	18,69 km/h	Moldova	
DSQ	2395	CIOBANU NICOLAE	30 - 34 years . Men	1:38:53.8	1:41:04.1	09:22 min/km	6,39 km/h	Moldova	
DSQ	2796	TOPOV IGOR	30 - 34 years . Men	1:39:43.7	1:43:54.8	09:27 min/km	6,34 km/h	Moldova	
DNS	2013	DODON RADU	30 - 34 years . Men			min/km	km/h	Moldova	
DNS	2028	ANATOLI VASILACHE	30 - 34 years . Men			min/km	km/h	Moldova	
DNS	2101	HOROIANU ANDREI	30 - 34 years . Men			min/km	km/h	Moldova	
DNS	2463	PRUTEANU SERGIU	30 - 34 years . Men			min/km	km/h	Moldova	






























Chisinau big Hearts Marathon 2023 powered by Visa

Result List MF

AGRa	Bib	Name	AgeGroup1	Personal	Official	Average Pace	Average	Country	Country
DNS	2560	EUGENIU BELECCI	30 - 34 years . Men			min/km	km/h	Moldova	
DNS	2654	CERCASIN CHIRIL	30 - 34 years . Men			min/km	km/h	Moldova	
DNS	2759	ACBIIC VALENTIN	30 - 34 years . Men			min/km	km/h	Moldova	
DNS	2812	MATCO IVAN	30 - 34 years . Men			min/km	km/h	Moldova	
DNS	2870	GAINULINA MARINA	30 - 34 years . Men			min/km	km/h	Moldova	
DNS	2939	NEGRU NICANOR	30 - 34 years . Men			min/km	km/h	Moldova	
DNS	3020	SPEIANU VICTOR	30 - 34 years . Men			min/km	km/h	Moldova	
DNS	3027	BALICA LILIAN	30 - 34 years . Men			min/km	km/h	Moldova	
DNS	3060	BREABEN GHEORGHE	30 - 34 years . Men			min/km	km/h	Moldova	
DNS	3103	JURINSCHII PAVEL	30 - 34 years . Men			min/km	km/h	Moldova	
DNS	3132	BACIOI VLADISLAV	30 - 34 years . Men			min/km	km/h	Moldova	
DNS	3226	LIVANDOVSCI EUGENIU	30 - 34 years . Men			min/km	km/h	Moldova	
DNS	3288	IFTODI ION	30 - 34 years . Men			min/km	km/h	Moldova	
35 - 39 years . Men									
DSQ	2192	VICTOR NICOLAU	35 - 39 years . Men			min/km	km/h	Moldova	
1	2004	CIJ STANISLAV	35 - 39 years . Men	0:37:50.9	0:37:55.8	03:35 min/km	16,72 km/h	Moldova	
2	2968	SLAVGORODSCHIH ANDREI	35 - 39 years . Men	0:40:00.2	0:40:05.6	03:47 min/km	15,82 km/h	Moldova	
3	2706	CRAVET ALEXANDR	35 - 39 years . Men	0:41:13.7	0:42:47.0	03:54 min/km	15,35 km/h	Moldova	
4	2533	ROTARI ALEXANDRU	35 - 39 years . Men	0:41:23.1	0:41:32.0	03:55 min/km	15,29 km/h	Moldova	
5	2360	DICUSARI ION	35 - 39 years . Men	0:41:32.4	0:41:40.1	03:56 min/km	15,23 km/h	Moldova	
6	3211	JAVGUREAN ARTIOM	35 - 39 years . Men	0:41:59.7	0:42:06.5	03:58 min/km	15,07 km/h	Moldova	
7	2660	DENIS ALEXEENCO	35 - 39 years . Men	0:42:28.1	0:42:46.5	04:01 min/km	14,90 km/h	Moldova	
8	2147	TERZI ALEXEI	35 - 39 years . Men	0:44:33.7	0:44:52.8	04:13 min/km	14,20 km/h	Moldova	
9	2259	OLIFERENCO IURIE	35 - 39 years . Men	0:45:12.0	0:45:20.2	04:17 min/km	14,00 km/h	Moldova	
10	2280	RABOVIL ALEXANDRU	35 - 39 years . Men	0:45:14.5	0:45:50.4	04:17 min/km	13,98 km/h	Moldova	
11	2290	BILAN DMITRI	35 - 39 years . Men	0:46:06.9	0:46:23.2	04:22 min/km	13,72 km/h	Moldova	
12	2588	SERGHEI CINCHIVSCHI	35 - 39 years . Men	0:46:56.8	0:47:05.1	04:27 min/km	13,48 km/h	Moldova	
13	2181	CAPATINA IVAN	35 - 39 years . Men	0:47:59.2	0:50:57.5	04:32 min/km	13,18 km/h	Moldova	
14	3113	DERJANSCHI DUMITRU	35 - 39 years . Men	0:48:17.2	0:48:37.2	04:34 min/km	13,10 km/h	Moldova	






























Chisinau big Hearts Marathon 2023 powered by Visa

Result List MF

AGRa	Bib	Name	AgeGroup1	Personal	Official	Average Pace	Average	Country	Country
15	2015	KELLER MIRCO	35 - 39 years . Men	0:48:20.5	0:49:53.7	04:34 min/km	13,09 km/h	Moldova	
16	3071	VALENTIN CENCIC	35 - 39 years . Men	0:48:31.8	0:48:39.7	04:36 min/km	13,04 km/h	Moldova	
17	2019	ROMAN LOBOV	35 - 39 years . Men	0:48:44.0	0:49:52.2	04:37 min/km	12,98 km/h	Moldova	
18	3068	HAULICA IOAN	35 - 39 years . Men	0:48:47.6	0:49:00.2	04:37 min/km	12,97 km/h	Romania	
19	2151	BABAK ALEXANDER	35 - 39 years . Men	0:49:27.8	0:49:33.0	04:41 min/km	12,79 km/h	Moldova	
20	2421	ARNAUT ALEXANDR	35 - 39 years . Men	0:49:35.0	0:51:15.7	04:42 min/km	12,76 km/h	Moldova	
21	2271	MURZACOV VALENTIN	35 - 39 years . Men	0:49:38.7	0:50:26.8	04:42 min/km	12,74 km/h	Moldova	
22	2504	SOLTINSCHI GHEORGHE	35 - 39 years . Men	0:49:55.0	0:52:18.6	04:43 min/km	12,67 km/h	Moldova	
23	2890	SOKOLOV SERGEI	35 - 39 years . Men	0:50:44.8	0:50:49.7	04:48 min/km	12,47 km/h	Moldova	
24	2085	URSU ALEXANDRU	35 - 39 years . Men	0:50:55.0	0:51:03.7	04:49 min/km	12,42 km/h	Moldova	
25	2610	MUTRUC SERGIU	35 - 39 years . Men	0:50:55.2	0:54:47.9	04:49 min/km	12,42 km/h	Moldova	
26	3169	POGRIBNOI POGRIBNOI	35 - 39 years . Men	0:51:00.9	0:51:37.6	04:50 min/km	12,40 km/h	Moldova	
27	2592	ZUICOV EVGHENI	35 - 39 years . Men	0:51:02.1	0:51:20.7	04:50 min/km	12,40 km/h	Moldova	
28	2615	DENIS CERNELEA	35 - 39 years . Men	0:51:39.1	0:52:15.3	04:53 min/km	12,25 km/h	Moldova	
29	2819	BONDARENCO DENIS	35 - 39 years . Men	0:51:42.1	0:51:50.5	04:54 min/km	12,24 km/h	Moldova	
30	2578	MIHEREA ANDREI	35 - 39 years . Men	0:52:15.9	0:52:26.4	04:57 min/km	12,10 km/h	Moldova	
31	2894	BUTENCO DUMITRU	35 - 39 years . Men	0:52:37.4	0:52:59.0	04:59 min/km	12,02 km/h	Moldova	
32	2258	STICI ROMAN	35 - 39 years . Men	0:53:01.4	0:53:52.6	05:01 min/km	11,93 km/h	Moldova	
33	2608	POPA IGOR	35 - 39 years . Men	0:53:32.4	0:55:55.0	05:04 min/km	11,82 km/h	Moldova	
34	3055	VALEAN ANDREI	35 - 39 years . Men	0:54:01.3	0:54:06.6	05:07 min/km	11,71 km/h	Moldova	
35	2674	RODIDEAL SERGIU	35 - 39 years . Men	0:54:16.7	0:54:33.3	05:08 min/km	11,65 km/h	Moldova	
36	3207	PASAT ANDREI	35 - 39 years . Men	0:54:37.3	0:58:30.4	05:10 min/km	11,58 km/h	Moldova	
37	2859	LADIN ANDREI	35 - 39 years . Men	0:54:43.2	0:54:55.7	05:11 min/km	11,56 km/h	Moldova	
38	2315	STRESINA NICOLAE	35 - 39 years . Men	0:54:46.4	0:55:15.0	05:11 min/km	11,55 km/h	Moldova	
39	3163	CONOVAL IURII	35 - 39 years . Men	0:54:51.6	0:55:30.1	05:12 min/km	11,53 km/h	Moldova	
40	3025	CAMERZAN VASILE	35 - 39 years . Men	0:54:57.9	0:56:42.1	05:12 min/km	11,51 km/h	Moldova	
41	2135	HARAI ANDRAS	35 - 39 years . Men	0:55:07.3	0:57:36.8	05:13 min/km	11,48 km/h	Romania	
42	2793	EDUARD LUNGU	35 - 39 years . Men	0:55:11.8	0:56:18.4	05:13 min/km	11,46 km/h	Moldova	
43	2040	MIHAIL EUGENIU	35 - 39 years . Men	0:55:39.9	0:56:28.6	05:16 min/km	11,36 km/h	Moldova	






























Chisinau big Hearts Marathon 2023 powered by Visa

Result List MF

AGRa	Bib	Name	AgeGroup1	Personal	Official	Average Pace	Average	Country	Country
44	2912	CEMIRTAN SERGIU	35 - 39 years . Men	0:55:50.3	0:57:02.4	05:17 min/km	11,33 km/h	Moldova	
45	2892	ILIE CEBAN	35 - 39 years . Men	0:55:52.7	0:56:39.7	05:17 min/km	11,32 km/h	Moldova	
46	2313	ROËCA ION	35 - 39 years . Men	0:55:52.8	0:56:05.1	05:17 min/km	11,32 km/h	Moldova	
47	2359	MUNTEANU IGOR	35 - 39 years . Men	0:55:54.3	0:56:31.1	05:18 min/km	11,32 km/h	Moldova	
48	3044	CASTRAVET ALEXANDRU	35 - 39 years . Men	0:56:14.0	0:56:30.5	05:19 min/km	11,25 km/h	Moldova	
49	2501	VADIM CHICU	35 - 39 years . Men	0:56:23.4	0:57:30.0	05:20 min/km	11,22 km/h	Moldova	
50	3246	LITOVCHENKO SERGEY	35 - 39 years . Men	0:56:34.4	0:57:37.2	05:21 min/km	11,18 km/h	Moldova	
51	2426	LECA SERGIU	35 - 39 years . Men	0:56:43.2	0:56:53.4	05:22 min/km	11,15 km/h	Moldova	
52	2818	LOHMANN STEFFEN	35 - 39 years . Men	0:56:54.3	1:00:27.7	05:23 min/km	11,12 km/h	Moldova	
53	3007	VALENTIN ERHAN	35 - 39 years . Men	0:57:06.1	1:00:00.2	05:24 min/km	11,08 km/h	Moldova	
54	3236	TOPA DENIS	35 - 39 years . Men	0:57:07.4	0:58:13.8	05:24 min/km	11,07 km/h	Moldova	
55	2139	FILIN NICOLAI	35 - 39 years . Men	0:57:38.3	1:00:31.1	05:27 min/km	10,97 km/h	Moldova	
56	2366	RACILA OLEG	35 - 39 years . Men	0:57:46.4	1:01:05.4	05:28 min/km	10,95 km/h	Moldova	
57	2397	VLAD GONËȘA	35 - 39 years . Men	0:57:57.4	1:01:41.4	05:29 min/km	10,91 km/h	Moldova	
58	2987	PLESCA EDVIG	35 - 39 years . Men	0:58:16.4	0:58:56.8	05:31 min/km	10,86 km/h	Moldova	
59	2985	LEANCA ION	35 - 39 years . Men	0:58:16.4	0:59:23.4	05:31 min/km	10,86 km/h	Moldova	
60	2637	SIUTKIN OLEG	35 - 39 years . Men	0:58:18.1	0:59:28.6	05:31 min/km	10,85 km/h	Moldova	
61	3018	IVANOV ALEXANDRU	35 - 39 years . Men	0:58:21.4	1:01:11.5	05:31 min/km	10,84 km/h	Moldova	
62	2228	MOCANU SIMION	35 - 39 years . Men	0:58:25.6	0:58:50.6	05:32 min/km	10,83 km/h	Moldova	
63	2265	HĂŽNCU GHEORGHE	35 - 39 years . Men	0:58:29.1	0:59:27.1	05:32 min/km	10,82 km/h	Moldova	
64	3250	MACARIA NICOLAE	35 - 39 years . Men	0:58:42.1	1:01:33.0	05:33 min/km	10,78 km/h	Moldova	
65	2329	MISIRUC VADIM	35 - 39 years . Men	0:58:56.3	0:59:39.4	05:35 min/km	10,73 km/h	Moldova	
66	2605	TURCAN SERGHEI	35 - 39 years . Men	0:59:21.9	1:00:40.1	05:37 min/km	10,66 km/h	Moldova	
67	2035	SABIA STEPAN	35 - 39 years . Men	0:59:35.7	1:02:24.8	05:39 min/km	10,61 km/h	Moldova	
68	2154	DIACIUC EDUARD	35 - 39 years . Men	0:59:51.3	1:03:52.6	05:40 min/km	10,57 km/h	Moldova	
69	2901	ION ÈȘĂ,RNĂ,	35 - 39 years . Men	1:00:06.6	1:01:06.9	05:41 min/km	10,52 km/h	Moldova	
70	2971	NEGURA GHEORGHE	35 - 39 years . Men	1:00:23.6	1:02:58.8	05:43 min/km	10,47 km/h	Moldova	
71	2940	CORNITA VASILE	35 - 39 years . Men	1:00:45.7	1:01:43.9	05:45 min/km	10,41 km/h	Moldova	
72	2226	BENCHECI ALEXANDRU	35 - 39 years . Men	1:01:00.9	1:01:50.8	05:47 min/km	10,37 km/h	Moldova	






























Chisinau big Hearts Marathon 2023 powered by Visa

Result List MF

AGRa	Bib	Name	AgeGroup1	Personal	Official	Average Pace	Average	Country	Country
73	2821	IVANOV SERGHEI	35 - 39 years . Men	1:01:16.5	1:02:12.4	05:48 min/km	10,32 km/h	Moldova	
74	2783	CRACIUN VADIM	35 - 39 years . Men	1:01:17.2	1:01:58.5	05:48 min/km	10,32 km/h	Moldova	
75	3092	MOGA VICTOR	35 - 39 years . Men	1:01:18.7	1:02:21.6	05:48 min/km	10,32 km/h	Moldova	
76	3057	BARBIERU ALEXANDRU	35 - 39 years . Men	1:01:22.5	1:02:41.4	05:49 min/km	10,31 km/h	Moldova	
77	2791	ION COCIORVA	35 - 39 years . Men	1:01:25.3	1:04:39.2	05:49 min/km	10,30 km/h	Moldova	
78	2843	VERBINSKI VIOREL	35 - 39 years . Men	1:01:36.1	1:03:17.9	05:50 min/km	10,27 km/h	Moldova	
79	2658	EMILIAN SERGIU	35 - 39 years . Men	1:01:36.5	1:04:08.2	05:50 min/km	10,27 km/h	Moldova	
80	3133	MANZAT GHEORGHE	35 - 39 years . Men	1:01:43.4	1:04:53.3	05:51 min/km	10,25 km/h	Moldova	
81	2476	VASILIEV ALEXEI	35 - 39 years . Men	1:01:45.9	1:03:27.6	05:51 min/km	10,24 km/h	Moldova	
82	2232	BERZAN IURIE	35 - 39 years . Men	1:01:50.8	1:02:30.4	05:51 min/km	10,23 km/h	Moldova	
83	2780	VIOREL IORGU	35 - 39 years . Men	1:02:02.8	1:04:54.3	05:52 min/km	10,20 km/h	Moldova	
84	2190	VITALIE MOTELICA	35 - 39 years . Men	1:02:03.6	1:02:56.3	05:53 min/km	10,19 km/h	Moldova	
85	3251	SUMIN DENIS	35 - 39 years . Men	1:02:06.2	1:05:18.4	05:53 min/km	10,19 km/h	Moldova	
86	2243	IULIAN GALERU	35 - 39 years . Men	1:02:11.4	1:03:35.0	05:53 min/km	10,17 km/h	Moldova	
87	2454	PUSCAS IVAN	35 - 39 years . Men	1:02:20.7	1:02:52.3	05:54 min/km	10,15 km/h	Moldova	
88	2569	MAHU PETRU	35 - 39 years . Men	1:02:31.0	1:03:17.2	05:55 min/km	10,12 km/h	Moldova	
89	2495	TEODOR CIORICI	35 - 39 years . Men	1:02:40.7	1:04:39.4	05:56 min/km	10,09 km/h	Moldova	
90	2598	NASTAS EVGHENII	35 - 39 years . Men	1:02:46.5	1:04:43.4	05:57 min/km	10,08 km/h	Moldova	
91	3289	DELIU GHENADIE	35 - 39 years . Men	1:02:59.2	1:06:12.1	05:58 min/km	10,04 km/h	Moldova	
92	2679	COGĂŢLNICEAN MIHAIL	35 - 39 years . Men	1:03:03.0	1:06:20.5	05:58 min/km	10,03 km/h	Moldova	
93	3035	ARVENTII GHEORGHE	35 - 39 years . Men	1:03:14.9	1:03:29.2	05:59 min/km	10,00 km/h	Moldova	
94	2134	BOTNARI ILIE	35 - 39 years . Men	1:03:37.2	1:04:02.9	06:01 min/km	9,94 km/h	Moldova	
95	2025	PALII ANDREI	35 - 39 years . Men	1:03:41.3	1:04:58.9	06:02 min/km	9,93 km/h	Moldova	
96	2034	DUMITRU SCOMOROSCENCO	35 - 39 years . Men	1:03:43.4	1:04:54.2	06:02 min/km	9,93 km/h	Moldova	
97	2257	SEMENIUC IVAN	35 - 39 years . Men	1:03:48.2	1:04:00.5	06:02 min/km	9,91 km/h	Moldova	
98	2723	INAN KAYHAN	35 - 39 years . Men	1:04:45.7	1:07:33.8	06:08 min/km	9,77 km/h	Turkiye	
99	2113	ANDREI BORTA	35 - 39 years . Men	1:05:05.8	1:06:00.9	06:10 min/km	9,72 km/h	Moldova	
100	2823	CARADJA SERGIU	35 - 39 years . Men	1:05:08.3	1:08:37.8	06:10 min/km	9,71 km/h	Moldova	
101	3194	CARADJOV STEPAN	35 - 39 years . Men	1:05:10.6	1:05:37.1	06:10 min/km	9,71 km/h	Moldova	






























Chisinau big Hearts Marathon 2023 powered by Visa

Result List MF

AGRa	Bib	Name	AgeGroup1	Personal	Official	Average Pace	Average	Country	Country
102	2741	DASCALIUC RADU	35 - 39 years . Men	1:05:25.8	1:06:02.6	06:12 min/km	9,67 km/h	Moldova	
103	3154	KURATOV ALEXANDR	35 - 39 years . Men	1:05:29.1	1:05:41.3	06:12 min/km	9,66 km/h	Moldova	
104	2902	LASCO ALEXANDRU	35 - 39 years . Men	1:05:35.0	1:09:41.8	06:13 min/km	9,64 km/h	Moldova	
105	2264	DICUSAR CALIN	35 - 39 years . Men	1:05:36.0	1:09:10.2	06:13 min/km	9,64 km/h	Moldova	
106	2883	OLEG RUSSO	35 - 39 years . Men	1:05:39.0	1:09:33.0	06:13 min/km	9,64 km/h	Moldova	
107	2418	SERBANIUC EUGENIU	35 - 39 years . Men	1:05:41.3	1:07:38.6	06:13 min/km	9,63 km/h	Moldova	
108	3123	URSU ION	35 - 39 years . Men	1:05:47.4	1:08:46.2	06:14 min/km	9,61 km/h	Moldova	
109	2936	ANDREI MASALKI	35 - 39 years . Men	1:05:49.5	1:07:11.6	06:14 min/km	9,61 km/h	Moldova	
110	3078	SEVERIN IULIAN	35 - 39 years . Men	1:06:10.4	1:07:50.0	06:16 min/km	9,56 km/h	Moldova	
111	3237	MOSCALIUC VEACESLAV	35 - 39 years . Men	1:07:01.6	1:09:30.3	06:21 min/km	9,44 km/h	Moldova	
112	2458	DIONIS CATANOI	35 - 39 years . Men	1:07:31.8	1:08:05.5	06:24 min/km	9,37 km/h	Moldova	
113	2904	SOLOENCO SERGHEI	35 - 39 years . Men	1:07:38.5	1:08:05.4	06:24 min/km	9,35 km/h	Romania	
114	2326	OJOG ARTIOM	35 - 39 years . Men	1:07:45.7	1:08:50.8	06:25 min/km	9,33 km/h	Moldova	
115	2926	ANUHOV RUSTAM	35 - 39 years . Men	1:08:16.5	1:10:57.5	06:28 min/km	9,26 km/h	Moldova	
116	2069	AHUNOVA ECATERINA	35 - 39 years . Men	1:08:17.1	1:10:57.3	06:28 min/km	9,26 km/h	Moldova	
117	2260	VERCIUC VEACESLAV	35 - 39 years . Men	1:08:18.9	1:10:55.7	06:28 min/km	9,26 km/h	Italia	
118	2434	TICEC SERGHEI	35 - 39 years . Men	1:08:20.0	1:12:26.4	06:28 min/km	9,26 km/h	Moldova	
119	2840	GRATI DANIEL	35 - 39 years . Men	1:08:34.1	1:11:40.8	06:30 min/km	9,22 km/h	Moldova	
120	2352	EREMIA PIOTR	35 - 39 years . Men	1:08:47.5	1:11:12.2	06:31 min/km	9,19 km/h	Moldova	
121	2794	OLESEA MORUZ	35 - 39 years . Men	1:08:49.5	1:12:05.6	06:31 min/km	9,19 km/h	Moldova	
122	3293	RIBACOV STEPAN	35 - 39 years . Men	1:09:03.0	1:11:20.7	06:32 min/km	9,16 km/h	Moldova	
123	2931	IULIAN BALAN	35 - 39 years . Men	1:09:08.3	1:09:55.7	06:33 min/km	9,15 km/h	Moldova	
124	3097	PAICU VASILE	35 - 39 years . Men	1:09:19.1	1:10:14.8	06:34 min/km	9,12 km/h	Moldova	
125	2219	IVANOV BORIS	35 - 39 years . Men	1:09:54.1	1:10:28.4	06:37 min/km	9,05 km/h	Moldova	
126	2509	CIOLAC MIHAIL	35 - 39 years . Men	1:09:56.5	1:10:40.0	06:37 min/km	9,04 km/h	Moldova	
127	2580	RUSU VASILE	35 - 39 years . Men	1:10:03.4	1:12:17.9	06:38 min/km	9,03 km/h	Moldova	
128	2547	PODDUKINA TATIANA	35 - 39 years . Men	1:10:04.7	1:12:12.8	06:38 min/km	9,03 km/h	Moldova	
129	3030	COZMULICI OLEG	35 - 39 years . Men	1:10:08.6	1:13:04.9	06:38 min/km	9,02 km/h	Moldova	
130	2461	SECU TUDOR	35 - 39 years . Men	1:10:52.3	1:13:18.8	06:43 min/km	8,92 km/h	Moldova	

























Chisinau big Hearts Marathon 2023 powered by Visa

Result List MF





AGRa	Bib	Name	AgeGroup1	Personal	Official	Average Pace	Average	Country	Country
131	3104	SURUCEANU ANDREI	35 - 39 years . Men	1:10:59.1	1:13:36.7	06:43 min/km	8,91 km/h	Moldova	
132	2997	POSTICA CONSTANTIN	35 - 39 years . Men	1:11:01.4	1:13:11.7	06:44 min/km	8,91 km/h	Moldova	
133	2726	SIMION ANDREI	35 - 39 years . Men	1:11:33.3	1:14:21.1	06:47 min/km	8,84 km/h	Moldova	
134	2494	ALEXANDRU SECRIERU	35 - 39 years . Men	1:11:42.1	1:15:04.8	06:47 min/km	8,82 km/h	Moldova	
135	3088	GARIUC EVGHENII	35 - 39 years . Men	1:11:56.1	1:15:46.8	06:49 min/km	8,79 km/h	Moldova	
136	2627	ILIA COTOMAN	35 - 39 years . Men	1:12:17.0	1:13:34.0	06:51 min/km	8,75 km/h	Moldova	
137	2157	VLADICESCU ANDREI	35 - 39 years . Men	1:12:36.6	1:14:13.8	06:53 min/km	8,71 km/h	Moldova	
138	2634	CHIRIL DMITRIEV	35 - 39 years . Men	1:12:39.2	1:14:27.0	06:53 min/km	8,71 km/h	Moldova	
139	2868	CEBAN MIHAIL	35 - 39 years . Men	1:12:54.6	1:13:30.5	06:54 min/km	8,68 km/h	Moldova	
140	2835	ISMAIL ALMOATAZBELLAH	35 - 39 years . Men	1:13:04.9	1:15:29.2	06:55 min/km	8,65 km/h	Moldova	
141	2133	STOLERENCO DENIS	35 - 39 years . Men	1:13:17.6	1:17:18.4	06:56 min/km	8,63 km/h	Moldova	
142	2918	ENACHI GHEORGHE	35 - 39 years . Men	1:13:35.3	1:13:59.3	06:58 min/km	8,60 km/h	Moldova	
143	2624	ZAKHAROV ANDREY	35 - 39 years . Men	1:14:01.3	1:16:56.3	07:01 min/km	8,54 km/h	Moldova	
144	2995	ALEXANDR IASINOVSKI	35 - 39 years . Men	1:14:28.4	1:17:22.1	07:03 min/km	8,49 km/h	Moldova	
145	2503	ARTIOM CAVTEA	35 - 39 years . Men	1:14:43.1	1:15:37.9	07:05 min/km	8,47 km/h	Moldova	
146	2919	GURGHIE~ ALEXANDRU	35 - 39 years . Men	1:14:50.6	1:17:41.3	07:05 min/km	8,45 km/h	Moldova	
147	2656	MITITEL ALEXANDR	35 - 39 years . Men	1:15:10.7	1:15:40.7	07:07 min/km	8,41 km/h	Moldova	
148	2409	SANDU VICTOR	35 - 39 years . Men	1:15:21.2	1:15:35.7	07:08 min/km	8,39 km/h	Moldova	
149	3164	BOLOGAN MIHAIL	35 - 39 years . Men	1:15:59.8	1:16:34.3	07:12 min/km	8,32 km/h	Moldova	
150	2853	GRIGORIEV VEACESLAV	35 - 39 years . Men	1:16:07.9	1:18:41.8	07:13 min/km	8,31 km/h	Moldova	
151	2379	SLESENCO ANATOLI	35 - 39 years . Men	1:16:08.3	1:16:51.1	07:13 min/km	8,31 km/h	Moldova	
152	2209	MOË~CO DMITRI	35 - 39 years . Men	1:16:17.6	1:19:49.1	07:13 min/km	8,29 km/h	Moldova	
153	2336	DENIS BARBU	35 - 39 years . Men	1:16:36.6	1:17:47.0	07:15 min/km	8,26 km/h	Moldova	
154	2670	CHISTOL IVAN	35 - 39 years . Men	1:16:54.3	1:20:37.9	07:17 min/km	8,22 km/h	Moldova	
155	2060	DENIS CEBANU	35 - 39 years . Men	1:16:56.9	1:19:54.2	07:17 min/km	8,22 km/h	Moldova	
156	2775	DMITRI ZAHARIA	35 - 39 years . Men	1:17:18.9	1:17:48.0	07:19 min/km	8,18 km/h	Moldova	
157	3084	COJOCARI MAXIM	35 - 39 years . Men	1:18:31.3	1:19:42.1	07:26 min/km	8,05 km/h	Moldova	
158	2061	BUZURNIUC ANDREI	35 - 39 years . Men	1:18:33.9	1:20:00.4	07:26 min/km	8,05 km/h	Moldova	
159	2760	DENIS POSTOLACHI	35 - 39 years . Men	1:19:33.4	1:21:59.6	07:32 min/km	7,95 km/h	Moldova	

Chisinau big Hearts Marathon 2023 powered by Visa

Result List MF






























AGRa	Bib	Name	AgeGroup1	Personal	Official	Average Pace	Average	Country	Country
160	2884	BAGUTCHI ILIA	35 - 39 years . Men	1:19:44.5	1:23:58.7	07:33 min/km	7,93 km/h	Moldova	
161	3213	GILCA ALIONA	35 - 39 years . Men	1:20:28.4	1:22:30.1	07:37 min/km	7,86 km/h	Moldova	
162	3285	SIROCORAD ANTON	35 - 39 years . Men	1:20:43.0	1:24:57.3	07:39 min/km	7,84 km/h	Moldova	
163	2108	VADIM GROZA	35 - 39 years . Men	1:23:02.8	1:26:01.4	07:52 min/km	7,62 km/h	Moldova	
164	3228	SERGIU TORNEA	35 - 39 years . Men	1:23:13.8	1:24:19.4	07:53 min/km	7,60 km/h	Moldova	
165	2164	PAPUC ANDREI	35 - 39 years . Men	1:28:00.6	1:28:11.0	08:20 min/km	7,19 km/h	Moldova	
166	2647	GOLINSKII DMITRII	35 - 39 years . Men	1:28:11.4	1:32:32.9	08:21 min/km	7,17 km/h	Moldova	
167	3263	ROSCA IACOB	35 - 39 years . Men	1:28:13.7	1:32:18.4	08:21 min/km	7,17 km/h	Moldova	
168	2278	HAREA MARIN	35 - 39 years . Men	1:29:18.9	1:30:09.8	08:28 min/km	7,08 km/h	Moldova	
DSQ	2850	DMITRI ZAGORNEANU	35 - 39 years . Men		1:13:24.9	min/km	km/h	Moldova	
DSQ	2738	OLGA GONTA	35 - 39 years . Men	1:37:22.1	1:38:34.0	09:13 min/km	6,49 km/h	Moldova	
DNS	2090	TURCAN DUMITRU	35 - 39 years . Men			min/km	km/h	Moldova	
DNS	2116	VALERIU BUZA	35 - 39 years . Men			min/km	km/h	Moldova	
DNS	2195	NOVOSELSCHI ARTIOM	35 - 39 years . Men			min/km	km/h	Moldova	
DNS	2279	REVENCO RUSLAN	35 - 39 years . Men			min/km	km/h	Moldova	
DNS	2543	DROZDOV NICOLAI	35 - 39 years . Men			min/km	km/h	Moldova	
DNS	2586	PASCOVSCHI DMITRII	35 - 39 years . Men			min/km	km/h	Moldova	
DNS	2594	SPĂŽNU ANDREI	35 - 39 years . Men			min/km	km/h	Moldova	
DNS	2852	ILIEVICI ANDREI	35 - 39 years . Men			min/km	km/h	Moldova	
DNS	2896	ANKIN JOSHUA	35 - 39 years . Men			min/km	km/h	Moldova	
DNS	3053	TOMA BOTNARU	35 - 39 years . Men			min/km	km/h	Moldova	
DNS	3091	LANGDON TORREY	35 - 39 years . Men			min/km	km/h	Moldova	
DNS	3282	ROTA FEDERICO	35 - 39 years . Men			min/km	km/h	Italia	
DNS	3287	POLESELLO FRANCO	35 - 39 years . Men			min/km	km/h	Moldova	

40 - 44 years . Men

DSQ	3119	MACOVEI ILYA	40 - 44 years . Men			min/km	km/h	Romania	
1	2007	LUCHIANOV ION	40 - 44 years . Men	0:33:45.4	0:33:49.4	03:12 min/km	18,74 km/h	Moldova	
2	2196	VEACESLAV MAZUROV	40 - 44 years . Men	0:41:54.1	0:42:03.5	03:58 min/km	15,10 km/h	Moldova	
3	3188	TURCUMAN VASILE	40 - 44 years . Men	0:42:31.6	0:42:41.4	04:01 min/km	14,88 km/h	Moldova	






























Chisinau big Hearts Marathon 2023 powered by Visa

Result List MF

AGRa	Bib	Name	AgeGroup1	Personal	Official	Average Pace	Average	Country	Country
4	2447	ZAITEV SERGHEI	40 - 44 years . Men	0:44:02.0	0:44:54.0	04:10 min/km	14,37 km/h	Moldova	
5	3278	MELNIC ROMAN	40 - 44 years . Men	0:46:55.5	0:49:43.8	04:26 min/km	13,48 km/h	Moldova	
6	2764	IONICHI NICOLAE	40 - 44 years . Men	0:48:00.6	0:48:10.6	04:33 min/km	13,18 km/h	Moldova	
7	2039	SOROCEAN ALEXANDR	40 - 44 years . Men	0:48:07.4	0:48:24.6	04:33 min/km	13,15 km/h	Moldova	
8	2357	COZMA ION	40 - 44 years . Men	0:48:38.8	0:49:23.3	04:36 min/km	13,00 km/h	Moldova	
9	3291	POKULS IGORS	40 - 44 years . Men	0:50:00.6	0:50:51.2	04:44 min/km	12,65 km/h	Lietuva	
10	3083	ROTARU DENIS	40 - 44 years . Men	0:50:35.2	0:51:35.3	04:47 min/km	12,51 km/h	Moldova	
11	2663	JOSANU ALEXANDRU	40 - 44 years . Men	0:50:39.8	0:52:53.6	04:48 min/km	12,49 km/h	Moldova	
12	2275	GIBINSKI DIMITR	40 - 44 years . Men	0:51:01.0	0:51:17.9	04:50 min/km	12,40 km/h	Rossiya	
13	2289	KINDRITSKIY SERGEY	40 - 44 years . Men	0:51:37.8	0:52:29.2	04:53 min/km	12,25 km/h	Moldova	
14	2354	CEBOTARI VEACESLAV	40 - 44 years . Men	0:52:34.5	0:54:37.8	04:59 min/km	12,03 km/h	Moldova	
15	2125	SCURTU ANATOLI	40 - 44 years . Men	0:52:39.0	0:52:59.5	04:59 min/km	12,02 km/h	Moldova	
16	2173	GURIN SERGIU	40 - 44 years . Men	0:52:58.7	0:53:17.3	05:01 min/km	11,94 km/h	Moldova	
17	2876	TRIF CIPRIAN	40 - 44 years . Men	0:54:02.8	0:56:24.5	05:07 min/km	11,70 km/h	Romania	
18	3094	SVERINIUC ANDREI	40 - 44 years . Men	0:54:45.2	0:55:48.5	05:11 min/km	11,55 km/h	Moldova	
19	2320	CORJAN ANDREI	40 - 44 years . Men	0:55:09.7	0:56:59.4	05:13 min/km	11,47 km/h	Moldova	
20	2390	JITARU RADU	40 - 44 years . Men	0:55:13.1	0:56:20.2	05:14 min/km	11,46 km/h	Moldova	
21	2982	OLEG TIMERCAN	40 - 44 years . Men	0:55:17.3	0:57:59.6	05:14 min/km	11,44 km/h	Moldova	
22	2999	GHEORGHIEȘA EUGENIU	40 - 44 years . Men	0:55:27.2	0:56:49.5	05:15 min/km	11,41 km/h	Moldova	
23	2473	DIACONU IONUT	40 - 44 years . Men	0:56:06.6	0:56:27.2	05:19 min/km	11,27 km/h	Romania	
24	2316	GUTU SERGHEI	40 - 44 years . Men	0:56:44.9	0:57:03.6	05:22 min/km	11,15 km/h	Moldova	
25	2909	HULEA OVIDIU	40 - 44 years . Men	0:56:49.4	0:57:09.5	05:23 min/km	11,13 km/h	Romania	
26	2053	SIMION OLIË"EVSCHI	40 - 44 years . Men	0:56:51.2	0:57:56.5	05:23 min/km	11,13 km/h	Moldova	
27	2822	BERZOI SERGIU	40 - 44 years . Men	0:57:27.7	0:57:49.7	05:26 min/km	11,01 km/h	Moldova	
28	2417	ANDREI MANTEA	40 - 44 years . Men	0:57:42.6	0:58:44.4	05:28 min/km	10,96 km/h	Moldova	
29	2311	POGOR MAXIM	40 - 44 years . Men	0:57:55.7	1:01:46.3	05:29 min/km	10,92 km/h	Moldova	
30	2253	DINU MARTALOG	40 - 44 years . Men	0:57:56.9	0:59:02.3	05:29 min/km	10,92 km/h	Moldova	
31	2837	SEVCIUC ALEXANDR	40 - 44 years . Men	0:58:09.3	0:58:53.6	05:30 min/km	10,88 km/h	Moldova	
32	2668	GUJUMAN SERGIU	40 - 44 years . Men	0:58:09.3	0:58:58.9	05:30 min/km	10,88 km/h	Moldova	






























Chisinau big Hearts Marathon 2023 powered by Visa

Result List MF

AGRa	Bib	Name	AgeGroup1	Personal	Official	Average Pace	Average	Country	Country
33	2036	ZADEREI IGOR	40 - 44 years . Men	0:58:55.6	0:59:38.7	05:35 min/km	10,73 km/h	Moldova	
34	2675	DMITRI IACIMENIOV	40 - 44 years . Men	0:59:00.2	0:59:11.4	05:35 min/km	10,72 km/h	Moldova	
35	2573	NASTAS ION	40 - 44 years . Men	0:59:07.8	1:01:01.8	05:36 min/km	10,70 km/h	Moldova	
36	2841	BOBROV EVGHENI	40 - 44 years . Men	0:59:24.6	1:03:42.0	05:37 min/km	10,65 km/h	Moldova	
37	2439	MESSNER MARTIN	40 - 44 years . Men	0:59:55.7	1:03:27.6	05:40 min/km	10,56 km/h	Österreich	
38	3059	AFTENEV SERGIU	40 - 44 years . Men	1:00:23.4	1:03:00.4	05:43 min/km	10,47 km/h	Moldova	
39	2281	GANTA DENIS	40 - 44 years . Men	1:00:39.8	1:03:59.9	05:45 min/km	10,43 km/h	Moldova	
40	3077	GUTU ANDREI	40 - 44 years . Men	1:00:46.6	1:01:55.3	05:45 min/km	10,41 km/h	Moldova	
41	2979	MIHALACHI ANDREI	40 - 44 years . Men	1:01:03.1	1:02:39.3	05:47 min/km	10,36 km/h	Moldova	
42	3193	MINA CRISTIAN	40 - 44 years . Men	1:02:03.7	1:02:26.7	05:53 min/km	10,19 km/h	Romania	
43	2185	CURUS EGOR	40 - 44 years . Men	1:02:21.9	1:04:56.8	05:54 min/km	10,14 km/h	Moldova	
44	2903	CERNEAVSCHII TIMOFEI	40 - 44 years . Men	1:03:07.4	1:03:30.2	05:59 min/km	10,02 km/h	Moldova	
45	2072	CHITOROGA VEACESLAV	40 - 44 years . Men	1:03:35.6	1:07:25.3	06:01 min/km	9,95 km/h	Moldova	
46	2857	GROSSU MIHAIL	40 - 44 years . Men	1:04:46.1	1:07:02.1	06:08 min/km	9,77 km/h	Moldova	
47	2729	PAVLOV GRIGORE	40 - 44 years . Men	1:04:46.5	1:05:59.9	06:08 min/km	9,77 km/h	Moldova	
48	2064	STEPA DUMITRU	40 - 44 years . Men	1:04:56.9	1:05:17.7	06:09 min/km	9,74 km/h	Moldova	
49	3196	TURCANU RUSLAN	40 - 44 years . Men	1:05:16.5	1:06:52.1	06:11 min/km	9,69 km/h	Moldova	
50	2508	CRASOV VLADIMIR	40 - 44 years . Men	1:05:27.6	1:08:17.4	06:12 min/km	9,66 km/h	Moldova	
51	2528	OBRIJANU GHENADIE	40 - 44 years . Men	1:05:41.3	1:08:03.7	06:13 min/km	9,63 km/h	Moldova	
52	2863	LUPAREV DENIS	40 - 44 years . Men	1:05:49.8	1:07:11.5	06:14 min/km	9,61 km/h	Moldova	
53	2182	SERAFINI COSTIN	40 - 44 years . Men	1:06:01.1	1:06:24.3	06:15 min/km	9,58 km/h	Romania	
54	2449	BABIN RUSLAN	40 - 44 years . Men	1:06:07.9	1:06:32.6	06:16 min/km	9,56 km/h	Moldova	
55	2943	NATALIA GODEA	40 - 44 years . Men	1:06:29.5	1:07:17.4	06:18 min/km	9,51 km/h	Moldova	
56	2452	LAWRENCE OTIKA	40 - 44 years . Men	1:06:34.7	1:08:43.0	06:18 min/km	9,50 km/h	Sudan	
57	2088	IONAS ILIE	40 - 44 years . Men	1:06:34.9	1:08:44.3	06:18 min/km	9,50 km/h	Moldova	
58	3120	SUSULCOV IURII	40 - 44 years . Men	1:06:37.9	1:09:01.9	06:19 min/km	9,49 km/h	Moldova	
59	2551	DANISCA ALEXANDRU	40 - 44 years . Men	1:07:21.9	1:07:27.0	06:23 min/km	9,39 km/h	Moldova	
60	2194	GRIGORAS DORU	40 - 44 years . Men	1:07:53.5	1:11:38.7	06:26 min/km	9,32 km/h	Romania	
61	2506	MARDARI ALEXANDR	40 - 44 years . Men	1:08:07.6	1:11:13.5	06:27 min/km	9,28 km/h	Moldova	















Chisinau big Hearts Marathon 2023 powered by Visa

Result List MF















AGRa	Bib	Name	AgeGroup1	Personal	Official	Average Pace	Average	Country	Country
62	2532	ALEXANDRU CATANOI	40 - 44 years . Men	1:08:34.3	1:10:13.0	06:30 min/km	9,22 km/h	Moldova	
63	2470	BUHANIUC SERGIU	40 - 44 years . Men	1:08:42.2	1:09:41.6	06:30 min/km	9,21 km/h	Moldova	
64	2688	CULICOVSKII DENIS	40 - 44 years . Men	1:08:44.1	1:10:37.4	06:30 min/km	9,20 km/h	Moldova	
65	3033	OVCEAR DENIS	40 - 44 years . Men	1:08:51.5	1:10:38.1	06:31 min/km	9,19 km/h	Moldova	
66	2790	MORCOV DAN	40 - 44 years . Men	1:08:52.1	1:09:36.6	06:31 min/km	9,18 km/h	Moldova	
67	2363	HLUSHAKOU ALIAKSEI	40 - 44 years . Men	1:09:16.7	1:10:34.5	06:34 min/km	9,13 km/h	Moldova	
68	2540	TUKHOV ANGEL	40 - 44 years . Men	1:09:46.0	1:11:08.9	06:36 min/km	9,07 km/h	Moldova	
69	3205	ILIE GULICA	40 - 44 years . Men	1:10:00.9	1:12:44.3	06:38 min/km	9,03 km/h	Moldova	
70	2746	PODDUKIN VLADIMIR	40 - 44 years . Men	1:10:03.9	1:12:12.7	06:38 min/km	9,03 km/h	Moldova	
71	3070	MARIN BIVOL	40 - 44 years . Men	1:11:05.8	1:13:16.6	06:44 min/km	8,90 km/h	Moldova	
72	2705	FORMANIUC GHENNADII	40 - 44 years . Men	1:11:25.1	1:11:37.3	06:46 min/km	8,86 km/h	Moldova	
73	3265	AHMED MOHAMED MAZEN	40 - 44 years . Men	1:12:01.0	1:14:32.7	06:49 min/km	8,78 km/h	Moldova	
74	2370	CARAZANU VASILE	40 - 44 years . Men	1:12:15.9	1:15:26.7	06:51 min/km	8,75 km/h	Moldova	
75	2777	PLATON SERGIU	40 - 44 years . Men	1:12:28.6	1:13:22.1	06:52 min/km	8,73 km/h	Moldova	
76	2240	FRENK ALEX	40 - 44 years . Men	1:12:43.4	1:15:35.7	06:53 min/km	8,70 km/h	Moldova	
77	2283	HACINA ROMAN	40 - 44 years . Men	1:12:53.3	1:16:13.7	06:54 min/km	8,68 km/h	Moldova	
78	3279	SANDU NICOLAE	40 - 44 years . Men	1:13:56.9	1:14:42.8	07:00 min/km	8,55 km/h	Moldova	
79	3049	ZATVORNITCHI ANATOLI	40 - 44 years . Men	1:14:34.2	1:16:03.4	07:04 min/km	8,48 km/h	Moldova	
80	2254	SAMOILA VADIM	40 - 44 years . Men	1:14:36.8	1:18:01.4	07:04 min/km	8,48 km/h	Moldova	
81	2872	SOCHIRCA EUGENIU	40 - 44 years . Men	1:14:39.7	1:17:26.8	07:04 min/km	8,47 km/h	Moldova	
82	2873	BULIGA ANDREI	40 - 44 years . Men	1:14:50.4	1:16:54.9	07:05 min/km	8,45 km/h	Moldova	
83	2425	CHIRCU VADIM	40 - 44 years . Men	1:15:02.8	1:15:29.4	07:06 min/km	8,43 km/h	Moldova	
84	2690	VEACESLAV BARGAN	40 - 44 years . Men	1:15:09.7	1:15:55.8	07:07 min/km	8,42 km/h	Moldova	
85	2277	CORNIENCO SERGHEI	40 - 44 years . Men	1:15:26.3	1:16:08.2	07:09 min/km	8,38 km/h	Moldova	
86	2972	ANDREI RUDOI	40 - 44 years . Men	1:16:23.5	1:19:03.3	07:14 min/km	8,28 km/h	Moldova	
87	2373	MAXIM STUPACOVSCII	40 - 44 years . Men	1:16:39.6	1:19:01.2	07:16 min/km	8,25 km/h	Moldova	
88	2268	ZOLOTCO MAXIM	40 - 44 years . Men	1:17:19.3	1:17:47.9	07:19 min/km	8,18 km/h	Moldova	
89	2112	DENIS LUPOLO	40 - 44 years . Men	1:18:08.0	1:21:25.1	07:24 min/km	8,09 km/h	Moldova	
90	2773	CONDREA DUMITRU	40 - 44 years . Men	1:18:27.1	1:21:27.7	07:26 min/km	8,06 km/h	Moldova	

Chisinau big Hearts Marathon 2023 powered by Visa

Result List MF





























AGRa	Bib	Name	AgeGroup1	Personal	Official	Average Pace	Average	Country	Country
91	3040	BACANCEA ANDREY	40 - 44 years . Men	1:18:28.9	1:21:27.7	07:26 min/km	8,06 km/h	Moldova	
92	3297	MAXIM STEFAN	40 - 44 years . Men	1:18:55.8	1:19:18.7	07:28 min/km	8,01 km/h	Romania	
93	2184	GILEA DENIS	40 - 44 years . Men	1:18:56.7	1:20:26.5	07:29 min/km	8,01 km/h	Moldova	
94	3244	KOROVKA DIMA	40 - 44 years . Men	1:19:55.9	1:23:01.8	07:34 min/km	7,91 km/h	Ceska Republika	
95	2171	MARANDIUC VADIM	40 - 44 years . Men	1:20:26.6	1:24:27.6	07:37 min/km	7,86 km/h	Moldova	
96	2074	PAVEL RUPET	40 - 44 years . Men	1:20:55.5	1:21:48.8	07:40 min/km	7,82 km/h	Moldova	
97	2456	SERGIU MOSCALCIUC	40 - 44 years . Men	1:21:51.5	1:24:18.8	07:45 min/km	7,73 km/h	Moldova	
98	2309	EDUARD MAXIM	40 - 44 years . Men	1:23:10.8	1:27:11.1	07:53 min/km	7,60 km/h	Moldova	
99	2973	SIRAN MAXIM	40 - 44 years . Men	1:23:10.8	1:27:11.2	07:53 min/km	7,60 km/h	Moldova	
100	3064	BUZATU PAULIAN	40 - 44 years . Men	1:23:24.8	1:23:46.8	07:54 min/km	7,58 km/h	Moldova	
101	2913	LED NORMAN	40 - 44 years . Men	1:23:58.1	1:26:51.7	07:57 min/km	7,53 km/h	Moldova	
DSQ	3114	RUSU ALEXANDR	40 - 44 years . Men	1:34:17.1	1:34:53.0	08:56 min/km	6,71 km/h	Moldova	
DNS	2163	LOPATIUC DUMITRU	40 - 44 years . Men			min/km	km/h	Moldova	
DNS	2734	GONCEARUC VLADIMIR	40 - 44 years . Men			min/km	km/h	Moldova	

45 - 49 years . Men

1	2374	HARSTEA DENIS	45 - 49 years . Men	0:41:45.6	0:41:56.5	03:57 min/km	15,15 km/h	Moldova	
2	2149	ADAMOV TSVETAN	45 - 49 years . Men	0:50:01.5	0:50:18.5	04:44 min/km	12,65 km/h	Moldova	
3	2078	ATAMAN ANDRIAN	45 - 49 years . Men	0:51:16.8	0:51:26.3	04:51 min/km	12,34 km/h	Moldova	
4	2377	MIHOV SERGIU	45 - 49 years . Men	0:51:48.6	0:52:01.1	04:54 min/km	12,21 km/h	Moldova	
5	2566	POSTU IGOR	45 - 49 years . Men	0:52:03.3	0:52:17.7	04:56 min/km	12,15 km/h	Moldova	
6	2126	BELOV ANDREI	45 - 49 years . Men	0:55:54.5	0:58:15.9	05:18 min/km	11,31 km/h	Moldova	
7	2736	MAXIM GOLUË~CU	45 - 49 years . Men	0:56:23.5	1:00:06.4	05:20 min/km	11,22 km/h	Moldova	
8	2858	TCACI DORIN	45 - 49 years . Men	0:56:54.2	0:58:27.8	05:23 min/km	11,12 km/h	Moldova	
9	3066	BANARU ANATOLIE	45 - 49 years . Men	0:57:59.1	0:59:04.7	05:29 min/km	10,91 km/h	Moldova	
10	2431	MIRCEA TATARU	45 - 49 years . Men	0:58:26.9	0:59:40.1	05:32 min/km	10,82 km/h	Moldova	
11	2365	DOBIC FIODOR	45 - 49 years . Men	0:59:17.5	0:59:49.2	05:37 min/km	10,67 km/h	Moldova	
12	2860	EFRIM OLEG	45 - 49 years . Men	0:59:20.9	0:59:33.3	05:37 min/km	10,66 km/h	Moldova	
13	2923	TUDOR CRETU	45 - 49 years . Men	1:00:47.4	1:02:24.6	05:45 min/km	10,41 km/h	Moldova	
14	2168	LAZARI DENIS	45 - 49 years . Men	1:01:43.1	1:03:23.1	05:51 min/km	10,25 km/h	Moldova	

























Chisinau big Hearts Marathon 2023 powered by Visa

Result List MF

AGRa	Bib	Name	AgeGroup1	Personal	Official	Average Pace	Average	Country	Country
15	2210	CAZACU RUSLAN	45 - 49 years . Men	1:02:15.8	1:05:56.9	05:54 min/km	10,16 km/h	Moldova	
16	2361	TUMURUC SERGIU	45 - 49 years . Men	1:02:22.6	1:06:05.8	05:54 min/km	10,14 km/h	Moldova	
17	2992	BORONCIUC VEACESLAV	45 - 49 years . Men	1:02:30.6	1:06:36.5	05:55 min/km	10,12 km/h	Moldova	
18	2515	PROKOPISHIN ANDREI	45 - 49 years . Men	1:03:12.5	1:06:53.8	05:59 min/km	10,01 km/h	Moldova	
19	3129	GENNADII KOVALOV	45 - 49 years . Men	1:03:28.2	1:04:17.2	06:01 min/km	9,97 km/h	Moldova	
20	2659	CALMIS CORNELIU	45 - 49 years . Men	1:03:28.7	1:05:47.9	06:01 min/km	9,96 km/h	Moldova	
21	2231	PAVEL POSTICA	45 - 49 years . Men	1:03:34.0	1:04:35.2	06:01 min/km	9,95 km/h	Moldova	
22	2865	BALANEL SORIN	45 - 49 years . Men	1:03:53.5	1:04:49.7	06:03 min/km	9,90 km/h	Moldova	
23	2758	COSTIN SERGHEI	45 - 49 years . Men	1:04:49.0	1:05:11.9	06:08 min/km	9,76 km/h	Moldova	
24	2008	MUNTEANU SERGIU	45 - 49 years . Men	1:05:14.2	1:07:18.3	06:11 min/km	9,70 km/h	Moldova	
25	2933	STOICIU SERGIU	45 - 49 years . Men	1:06:13.2	1:07:35.9	06:16 min/km	9,55 km/h	Moldova	
26	2043	FRUMOSU ROMEO	45 - 49 years . Men	1:07:48.3	1:07:57.8	06:25 min/km	9,33 km/h	Romania	
27	2948	ROËCA VLADISLAV	45 - 49 years . Men	1:08:09.6	1:11:17.0	06:27 min/km	9,28 km/h	Moldova	
28	2991	DAVID SERGEI	45 - 49 years . Men	1:09:11.6	1:12:04.5	06:33 min/km	9,14 km/h	Moldova	
29	2457	SUTCHEVICI VEACEASLAV	45 - 49 years . Men	1:12:14.0	1:15:47.8	06:50 min/km	8,76 km/h	Moldova	
30	2478	MALOVATA DORIN	45 - 49 years . Men	1:12:18.2	1:12:37.1	06:51 min/km	8,75 km/h	Moldova	
31	2212	VIOREL GODEA	45 - 49 years . Men	1:12:54.6	1:13:47.7	06:54 min/km	8,68 km/h	Moldova	
32	2241	GISCA ALEXANDRU	45 - 49 years . Men	1:14:05.9	1:17:42.4	07:01 min/km	8,54 km/h	Moldova	
33	2497	VĂZDĂ, UȘAN VLADISLAV	45 - 49 years . Men	1:14:55.7	1:17:31.0	07:06 min/km	8,44 km/h	Moldova	
34	2825	SAVIN DANIEL	45 - 49 years . Men	1:14:57.9	1:17:30.3	07:06 min/km	8,44 km/h	Moldova	
35	2651	CIAILIC PAVEL	45 - 49 years . Men	1:15:07.3	1:15:24.4	07:07 min/km	8,42 km/h	Moldova	
36	3011	MIRON VITALIE	45 - 49 years . Men	1:15:29.5	1:15:54.3	07:09 min/km	8,38 km/h	Moldova	
37	2597	OLEG BURCIU	45 - 49 years . Men	1:17:18.9	1:20:02.3	07:19 min/km	8,18 km/h	Moldova	
38	2488	BOTNARIUC SERGIU	45 - 49 years . Men	1:18:15.3	1:21:16.5	07:25 min/km	8,08 km/h	Moldova	
DSQ	2970	RATA VITALII	45 - 49 years . Men	1:34:28.6	1:35:05.8	08:57 min/km	6,69 km/h	Romania	
DSQ	2385	NATAN GARËTEA	45 - 49 years . Men	1:37:41.2	1:41:43.5	09:15 min/km	6,47 km/h	Moldova	
DSQ	2394	DIMA VOLOSHIN	45 - 49 years . Men	1:43:42.8	1:44:17.7	09:49 min/km	6,10 km/h	Moldova	
DNS	3137	RACOLËȘA CRISTIAN	45 - 49 years . Men			min/km	km/h	Romania	























Chisinau big Hearts Marathon 2023 powered by Visa

Result List MF

AGRa	Bib	Name	AgeGroup1	Personal	Official	Average Pace	Average	Country	Country
50 - 54 years . Men									
DSQ	2945	NOSATII ANATOLII	50 - 54 years . Men			min/km	km/h	Moldova	
1	2191	TOMA ALEXANDRU	50 - 54 years . Men	0:47:20.1	0:47:38.4	04:29 min/km	13,37 km/h	Moldova	
2	2465	GORCINSCHI IURIE	50 - 54 years . Men	0:52:40.4	0:53:13.0	04:59 min/km	12,01 km/h	Moldova	
3	2631	MERDARI RADU	50 - 54 years . Men	0:57:27.9	0:59:48.3	05:26 min/km	11,01 km/h	Romania	
4	2730	SOROCHIN ANDREI	50 - 54 years . Men	0:58:47.7	1:00:25.0	05:34 min/km	10,76 km/h	Moldova	
5	2186	CHERAËȚCU CATALIN	50 - 54 years . Men	1:03:18.7	1:05:42.9	06:00 min/km	9,99 km/h	Romania	
6	2570	VRABIE IULIAN	50 - 54 years . Men	1:04:25.6	1:08:24.8	06:06 min/km	9,82 km/h	Moldova	
7	2292	VASILOV ION	50 - 54 years . Men	1:08:12.8	1:09:23.6	06:28 min/km	9,27 km/h	Moldova	
8	2994	ROMAN KRETCHAK	50 - 54 years . Men	1:09:00.7	1:11:12.4	06:32 min/km	9,17 km/h	Moldova	
9	2733	PUICA ALEXEI	50 - 54 years . Men	1:13:35.5	1:14:13.8	06:58 min/km	8,59 km/h	Moldova	
10	2513	OLEG PAINGU	50 - 54 years . Men	1:15:04.0	1:18:18.6	07:07 min/km	8,43 km/h	Moldova	
11	2572	SLIVCIUC IURII	50 - 54 years . Men	1:16:24.5	1:16:53.6	07:14 min/km	8,28 km/h	Moldova	
12	3183	TURUDU VEYSEL	50 - 54 years . Men	1:28:59.9	1:30:56.3	08:26 min/km	7,11 km/h	Moldova	
55 -59 years . Men									
1	2065	GUTU ION	55 -59 years . Men	0:39:12.2	0:39:17.0	03:43 min/km	16,14 km/h	Moldova	
2	3286	OLTEANU NICOLAE	55 -59 years . Men	0:46:19.4	0:46:30.8	04:23 min/km	13,66 km/h	Moldova	
3	2468	MATVEI OLEG	55 -59 years . Men	0:46:20.3	0:46:28.7	04:23 min/km	13,65 km/h	Moldova	
4	2762	BORSCI IURIE	55 -59 years . Men	0:49:04.2	0:50:22.7	04:39 min/km	12,89 km/h	Moldova	
5	2756	GRIU ANDREI	55 -59 years . Men	1:01:21.5	1:02:15.4	05:49 min/km	10,31 km/h	Moldova	
6	2517	GHENADIE TUSCA	55 -59 years . Men	1:04:16.6	1:04:23.8	06:05 min/km	9,84 km/h	Moldova	
7	2033	IVAN CURCHI	55 -59 years . Men	1:05:38.5	1:05:54.5	06:13 min/km	9,64 km/h	Moldova	
8	2372	FISHER STEVEN	55 -59 years . Men	1:13:40.5	1:16:14.7	06:59 min/km	8,59 km/h		
9	2708	DI MARZIO RITA	55 -59 years . Men	1:15:38.9	1:16:27.6	07:10 min/km	8,36 km/h	Italia	
DNS	2881	BULGAR PETRU	55 -59 years . Men			min/km	km/h	Romania	
60 - 64 years . Men									
1	3299	MAMALIGA VASILE	60 - 64 years . Men	0:44:34.0	0:44:38.6	04:13 min/km	14,20 km/h	Moldova	
2	3298	LEVODEANSCHI IGOR	60 - 64 years . Men	0:48:03.4	0:48:20.5	04:33 min/km	13,16 km/h	Moldova	
























Chisinau big Hearts Marathon 2023 powered by Visa

Result List MF

AGRa	Bib	Name	AgeGroup1	Personal	Official	Average Pace	Average	Country	Country
3	2399	FIODOR GHEORGHE	60 - 64 years . Men	0:49:30.3	0:49:36.1	04:41 min/km	12,78 km/h	Moldova	
4	2044	CAMENSCIC ION	60 - 64 years . Men	0:51:59.2	0:52:18.5	04:55 min/km	12,17 km/h	Moldova	
5	2080	BUONO MARCO	60 - 64 years . Men	0:52:06.7	0:54:29.3	04:56 min/km	12,14 km/h	Italia	
6	2448	NOROC BORIS	60 - 64 years . Men	0:52:36.5	0:52:50.9	04:59 min/km	12,02 km/h	Moldova	
7	2601	NESTOR IURIE	60 - 64 years . Men	0:53:08.5	0:54:57.6	05:02 min/km	11,90 km/h	Moldova	
8	2640	MOSTOVOI IVAN	60 - 64 years . Men	0:56:52.2	0:57:46.7	05:23 min/km	11,12 km/h	Moldova	
9	2803	ALEXANDR SIROCHII	60 - 64 years . Men	1:00:01.3	1:00:32.1	05:41 min/km	10,54 km/h	Moldova	
10	2160	SIRBU IURIE	60 - 64 years . Men	1:13:18.5	1:13:43.0	06:57 min/km	8,63 km/h	Moldova	
11	2596	FAIETA MARCO	60 - 64 years . Men	1:15:38.2	1:16:26.6	07:10 min/km	8,36 km/h	Italia	
DNS	3153	DICUSAR ION	60 - 64 years . Men			min/km	km/h	Moldova	
65 - 69 years . Men									
1	2342	GROSU MIHAI	65 - 69 years . Men	1:01:14.6	1:01:23.6	05:48 min/km	10,33 km/h	Moldova	
2	2967	GAINUTDINOV IURI	65 - 69 years . Men	1:02:29.8	1:04:20.6	05:55 min/km	10,12 km/h	Moldova	
3	2491	POPESCU ION	65 - 69 years . Men	1:11:44.8	1:11:52.1	06:48 min/km	8,82 km/h	Romania	
70 - 74 years . Men									
1	2144	INGVARSSON PAUL	70 - 74 years . Men	0:56:18.6	0:57:15.5	05:20 min/km	11,23 km/h	Sverige	
2	2869	PONOMAREV ALEXEY	70 - 74 years . Men	1:00:36.8	1:01:09.4	05:44 min/km	10,44 km/h	Moldova	
3	3006	GURANDA PETRU	70 - 74 years . Men	1:08:01.1	1:09:12.7	06:26 min/km	9,30 km/h	Moldova	
4	2962	ION NICA	70 - 74 years . Men	1:08:34.7	1:10:10.2	06:30 min/km	9,22 km/h	Moldova	
DSQ	2581	DI NARDO MARIAROSARIA	70 - 74 years . Men	1:38:30.1	1:39:17.3	09:20 min/km	6,42 km/h	Italia	
DSQ	2681	MARCUCCI ROCCO	70 - 74 years . Men	1:38:32.2	1:39:16.9	09:20 min/km	6,42 km/h	Italia	
75 - 79 years . Men									
1	22	REMAR SOREN	75 - 79 years . Men	1:18:52.2	1:19:49.1	07:28 min/km	8,02 km/h	Sverige	
2	2749	MUNTEANU MIHAIL	75 - 79 years . Men	1:23:31.1	1:24:22.3	07:55 min/km	7,57 km/h	Moldova	
NO Age group Men									
1	2058	BORDIAN ALIN	NO Age group Men	0:53:08.8	0:53:21.7	05:02 min/km	11,90 km/h	Moldova	






























Chisinau big Hearts Marathon 2023 powered by Visa

Result List MF

AGRa	Bib	Name	AgeGroup1	Personal	Official	Average Pace	Average	Country	Country
w									
1	2369	IRINA BRIGHIDIN		1:07:26.8	1:10:40.3	06:23 min/km	9,38 km/h	Moldova	
DNS	2908	NICOLINA BUTUCEA				min/km	km/h	Moldova	
14 -19 years . Women									
1	2602	DODU CLEOPATRA	14 -19 years . Women	0:49:39.5	0:49:47.9	04:42 min/km	12,74 km/h	Moldova	
2	2778	LIUBOVI ACHIMOVA	14 -19 years . Women	0:54:24.9	0:54:33.1	05:09 min/km	11,63 km/h	Moldova	
3	3013	VLASOVA ALISA	14 -19 years . Women	0:55:37.0	0:57:42.7	05:16 min/km	11,37 km/h	Moldova	
4	2717	GLIGOR ADRIANA	14 -19 years . Women	1:02:28.2	1:03:18.8	05:55 min/km	10,13 km/h	Moldova	
5	2484	DRAGAN OLGA	14 -19 years . Women	1:08:21.0	1:09:52.3	06:28 min/km	9,25 km/h	Moldova	
6	2274	PEREVERZEVA TATIANA	14 -19 years . Women	1:11:49.6	1:13:15.4	06:48 min/km	8,81 km/h	Moldova	
7	3166	GABRIEL DASCAL	14 -19 years . Women	1:12:37.0	1:13:45.7	06:53 min/km	8,71 km/h	Moldova	
8	2472	OLEINIC DARIA	14 -19 years . Women	1:12:57.0	1:16:20.9	06:54 min/km	8,67 km/h	Moldova	
9	2414	KUSHNIRENKO ECATERINA	14 -19 years . Women	1:15:37.2	1:16:38.7	07:10 min/km	8,36 km/h	Moldova	
10	3102	BOLBOCEANU VITALIA	14 -19 years . Women	1:17:17.3	1:18:04.0	07:19 min/km	8,18 km/h	Moldova	
11	3067	FILIMON IULIA	14 -19 years . Women	1:22:14.4	1:23:23.2	07:47 min/km	7,69 km/h	Moldova	
DNS	3106	ZGHIRVACH OLEKSANDRA	14 -19 years . Women			min/km	km/h	Ukrayina	
20 - 24 years . Women									
DSQ	2016	NICOLETA RUSU	20 - 24 years . Women			min/km	km/h	Moldova	
1	2002	STAVILA ANDREEA	20 - 24 years . Women	0:38:12.2	0:38:15.9	03:37 min/km	16,56 km/h	Moldova	
2	2003	CERNAT ECATERINA	20 - 24 years . Women	0:39:01.5	0:39:05.7	03:41 min/km	16,21 km/h	Moldova	
3	2878	KOTSELYABINA SOFIA	20 - 24 years . Women	0:50:53.2	0:51:19.6	04:49 min/km	12,43 km/h	Moldova	
4	2093	SERJANTU MIRABELA	20 - 24 years . Women	0:57:39.8	0:59:02.4	05:28 min/km	10,97 km/h	Moldova	
5	2929	EUGENIA VIRSAVIA GHILECHI	20 - 24 years . Women	0:57:45.3	0:58:16.9	05:28 min/km	10,95 km/h	Moldova	
6	2649	STICI TATIANA	20 - 24 years . Women	0:59:56.0	1:00:19.8	05:40 min/km	10,55 km/h	Moldova	
7	2442	SIMINITCHI DANIELA	20 - 24 years . Women	1:01:02.5	1:04:36.3	05:47 min/km	10,36 km/h	Moldova	
8	2900	BULGARU ADELINA	20 - 24 years . Women	1:07:16.3	1:08:57.1	06:22 min/km	9,40 km/h	Moldova	





























Chisinau big Hearts Marathon 2023 powered by Visa

Result List MF

AGRa	Bib	Name	AgeGroup1	Personal	Official	Average Pace	Average	Country	Country
9	2531	MEDVEDCOVA VLADA	20 - 24 years . Women	1:08:16.0	1:09:51.6	06:28 min/km	9,27 km/h	Moldova	
10	2905	CARAVAEV OLGA	20 - 24 years . Women	1:08:51.3	1:12:12.1	06:31 min/km	9,19 km/h	Moldova	
11	3019	LUCA MADALINA	20 - 24 years . Women	1:09:28.7	1:09:41.8	06:35 min/km	9,10 km/h	Moldova	
12	3001	BELIBOVA ANA MARIA	20 - 24 years . Women	1:10:22.8	1:13:58.8	06:40 min/km	8,99 km/h	Moldova	
13	2205	GURULEA MARINELA	20 - 24 years . Women	1:10:41.7	1:13:18.4	06:42 min/km	8,95 km/h	Moldova	
14	2407	POPA NINA	20 - 24 years . Women	1:11:56.0	1:14:37.4	06:49 min/km	8,79 km/h	Moldova	
15	2838	DOINA BURDUNIUC	20 - 24 years . Women	1:12:11.2	1:12:40.1	06:50 min/km	8,76 km/h	Moldova	
16	2438	DVORAC ANA	20 - 24 years . Women	1:12:33.0	1:14:14.9	06:52 min/km	8,72 km/h	Moldova	
17	2083	IPATE IONELA	20 - 24 years . Women	1:12:46.9	1:15:58.9	06:54 min/km	8,69 km/h	Moldova	
18	2554	BULGAR CEZARA	20 - 24 years . Women	1:13:29.3	1:14:01.9	06:58 min/km	8,61 km/h	Moldova	
19	2914	SANDULEAC VERONICA	20 - 24 years . Women	1:14:41.4	1:15:38.5	07:04 min/km	8,47 km/h	Moldova	
20	2571	TODASCU DANIELA	20 - 24 years . Women	1:15:03.8	1:15:30.2	07:06 min/km	8,43 km/h	Moldova	
21	3227	MARIA MAGDALENA HUSTIUC	20 - 24 years . Women	1:15:04.7	1:16:26.5	07:07 min/km	8,42 km/h	Moldova	
22	2344	TIAN XENIA	20 - 24 years . Women	1:15:07.5	1:16:29.2	07:07 min/km	8,42 km/h	Moldova	
23	2051	ROXANA BURUIANĂ,	20 - 24 years . Women	1:16:15.6	1:19:28.7	07:13 min/km	8,29 km/h	Moldova	
24	2769	CRISTINA POPA	20 - 24 years . Women	1:16:49.8	1:19:18.2	07:17 min/km	8,23 km/h	Moldova	
25	2245	BESCHIERU LIVIA	20 - 24 years . Women	1:17:04.7	1:19:52.3	07:18 min/km	8,21 km/h	Moldova	
26	2380	HREANIN DOINA	20 - 24 years . Women	1:17:34.6	1:18:37.1	07:21 min/km	8,15 km/h	Moldova	
27	2179	MARINESCU LILIANA	20 - 24 years . Women	1:17:36.8	1:19:02.2	07:21 min/km	8,15 km/h	Moldova	
28	3167	SUCICOV OLGA	20 - 24 years . Women	1:20:47.0	1:21:24.4	07:39 min/km	7,83 km/h	Moldova	
29	3128	TATAROV MIHAELA	20 - 24 years . Women	1:21:25.6	1:24:27.6	07:43 min/km	7,77 km/h	Moldova	
30	2536	LEDNIOV ARINA	20 - 24 years . Women	1:21:57.6	1:25:31.8	07:46 min/km	7,72 km/h	Moldova	
31	2525	MAZĂŢL ANNA	20 - 24 years . Women	1:22:11.2	1:23:35.5	07:47 min/km	7,70 km/h	Moldova	
32	2514	PAVALACHI LILIANA	20 - 24 years . Women	1:23:28.7	1:25:38.9	07:54 min/km	7,58 km/h	Moldova	
33	2866	MARIANA BOTEZATU	20 - 24 years . Women	1:26:55.3	1:29:32.0	08:14 min/km	7,28 km/h	Moldova	
34	3010	FUÈTEI ANASTASIA	20 - 24 years . Women	1:27:59.6	1:28:10.1	08:20 min/km	7,19 km/h	Moldova	
35	2338	CATI CRISTINA	20 - 24 years . Women	1:29:21.1	1:29:47.2	08:28 min/km	7,08 km/h	Moldova	
DSQ	2600	BIVOL ELENA	20 - 24 years . Women	1:47:25.4	1:49:55.1	10:11 min/km	5,89 km/h	Moldova	
DSQ	3054	COVALI MARIA	20 - 24 years . Women	1:54:59.2	1:55:36.1	10:54 min/km	5,50 km/h	Moldova	






























Chisinau big Hearts Marathon 2023 powered by Visa

Result List MF

AGRa	Bib	Name	AgeGroup1	Personal	Official	Average Pace	Average	Country	Country
DNS	2393	BUZU ANDREEA	20 - 24 years . Women			min/km	km/h	Moldova	
DNS	2606	GHELEËȘCI ANTONELA	20 - 24 years . Women			min/km	km/h	Moldova	
DNS	2677	Valeria Miron	20 - 24 years . Women		4:05:06.7	min/km	km/h	Moldova	
DNS	2810	ELENA HUZUN	20 - 24 years . Women			min/km	km/h	Moldova	
DNS	3144	PUICA ALA	20 - 24 years . Women			min/km	km/h	Moldova	
25 - 29 years . Women									
1	3239	VESELKOVA NADIIA	25 - 29 years . Women	0:42:14.4	0:42:22.6	04:00 min/km	14,98 km/h	Ukrayina	
2	2024	SAFRONOVA ANASTASIA	25 - 29 years . Women	0:50:38.3	0:50:59.5	04:48 min/km	12,49 km/h	Moldova	
3	2400	ANA VOITIC	25 - 29 years . Women	0:53:57.2	0:55:11.4	05:06 min/km	11,72 km/h	Moldova	
4	3135	CIRLIG ADELA	25 - 29 years . Women	0:54:56.8	0:55:42.6	05:12 min/km	11,51 km/h	Moldova	
5	3214	OGLINDA MARIA	25 - 29 years . Women	0:55:32.6	0:55:52.5	05:15 min/km	11,39 km/h	Moldova	
6	2763	ILIESCU ALINA	25 - 29 years . Women	0:58:26.1	0:58:56.9	05:32 min/km	10,83 km/h	Moldova	
7	2180	COZMA MIHAELA	25 - 29 years . Women	0:58:44.1	0:59:42.4	05:34 min/km	10,77 km/h	Moldova	
8	2502	GARABA MIHAELA	25 - 29 years . Women	0:59:48.7	1:01:41.9	05:40 min/km	10,58 km/h	Moldova	
9	2123	REABININA ALISA	25 - 29 years . Women	1:00:34.0	1:04:25.1	05:44 min/km	10,44 km/h	Moldova	
10	3051	RENCEV MIHAELA	25 - 29 years . Women	1:00:56.7	1:04:44.3	05:46 min/km	10,38 km/h	Moldova	
11	2055	BUZU VICTORIA	25 - 29 years . Women	1:01:26.3	1:01:54.0	05:49 min/km	10,30 km/h	Moldova	
12	2510	BACOTA MARINA	25 - 29 years . Women	1:02:43.8	1:02:52.2	05:56 min/km	10,08 km/h	Moldova	
13	3080	CHIHAI NATALIA	25 - 29 years . Women	1:02:52.2	1:04:48.0	05:57 min/km	10,06 km/h	Moldova	
14	2487	GOROBEEȘ NICOLETA	25 - 29 years . Women	1:04:12.1	1:06:34.0	06:05 min/km	9,85 km/h	Moldova	
15	2335	OPREA DARIA	25 - 29 years . Women	1:04:14.0	1:05:09.9	06:05 min/km	9,85 km/h	Moldova	
16	2636	OSADCI ECATERINA	25 - 29 years . Women	1:04:55.8	1:07:23.7	06:09 min/km	9,74 km/h	Moldova	
17	2106	RUSSU MIHAELA	25 - 29 years . Women	1:05:01.2	1:06:09.5	06:09 min/km	9,73 km/h	Moldova	
18	3264	ZAHARIA IULIA	25 - 29 years . Women	1:05:06.1	1:06:43.7	06:10 min/km	9,72 km/h	Moldova	
19	2129	VĂŽNTU IRINA	25 - 29 years . Women	1:05:33.2	1:08:11.4	06:12 min/km	9,65 km/h	Moldova	
20	2638	ARTEMIEVA ANASTASIA	25 - 29 years . Women	1:05:34.1	1:09:49.8	06:12 min/km	9,65 km/h	Moldova	
21	2153	BIRSANU CATALINA	25 - 29 years . Women	1:05:49.1	1:08:08.6	06:14 min/km	9,61 km/h	Moldova	
22	2273	BEGLITA VICTORIA	25 - 29 years . Women	1:06:16.0	1:07:18.7	06:16 min/km	9,55 km/h	Moldova	
23	2704	SCREBET DANIALA	25 - 29 years . Women	1:06:29.0	1:07:06.5	06:18 min/km	9,51 km/h	Moldova	






























Chisinau big Hearts Marathon 2023 powered by Visa

Result List MF

AGRa	Bib	Name	AgeGroup1	Personal	Official	Average Pace	Average	Country	Country
24	2111	IULIA IONESIE	25 - 29 years . Women	1:07:11.5	1:08:08.7	06:22 min/km	9,41 km/h	Moldova	
25	2585	VORONETCHI DIANA	25 - 29 years . Women	1:07:22.8	1:10:01.8	06:23 min/km	9,39 km/h	Moldova	
26	2632	DODON MARIA	25 - 29 years . Women	1:07:59.0	1:08:31.1	06:26 min/km	9,30 km/h	Moldova	
27	2990	SMOCVINA OLGA	25 - 29 years . Women	1:08:09.9	1:09:49.8	06:27 min/km	9,28 km/h	Moldova	
28	2014	CRISTINA DONICA	25 - 29 years . Women	1:08:15.8	1:09:51.2	06:28 min/km	9,27 km/h	Moldova	
29	2071	VASILISA CURARARI	25 - 29 years . Women	1:08:53.1	1:10:23.0	06:31 min/km	9,18 km/h	Moldova	
30	3009	POPA DIANA	25 - 29 years . Women	1:09:03.9	1:10:02.5	06:32 min/km	9,16 km/h	Moldova	
31	3276	SOROCA TATIANA	25 - 29 years . Women	1:09:04.7	1:09:26.2	06:32 min/km	9,16 km/h	Moldova	
32	2846	LITVINIUC IANA	25 - 29 years . Women	1:09:10.0	1:10:53.8	06:33 min/km	9,15 km/h	Moldova	
33	2942	VIZIR ANA	25 - 29 years . Women	1:09:17.6	1:12:42.9	06:34 min/km	9,13 km/h	Moldova	
34	3023	BELLOSTA SARA	25 - 29 years . Women	1:09:27.4	1:12:14.5	06:35 min/km	9,11 km/h	Italia	
35	2396	IARMOLIUC IRINA	25 - 29 years . Women	1:10:19.4	1:11:52.8	06:40 min/km	8,99 km/h	Moldova	
36	2950	DOROSHEVA ANNA	25 - 29 years . Women	1:10:24.5	1:11:28.5	06:40 min/km	8,98 km/h	Moldova	
37	2593	ABRAHAMYAN GOARIK	25 - 29 years . Women	1:10:36.7	1:12:59.2	06:41 min/km	8,96 km/h	Moldova	
38	3216	SAMSON SANDA	25 - 29 years . Women	1:10:46.4	1:13:13.6	06:42 min/km	8,94 km/h	Moldova	
39	2937	CĂLDARE MARIA	25 - 29 years . Women	1:12:19.2	1:12:47.6	06:51 min/km	8,75 km/h	Moldova	
40	3008	ANDREEA EFROS	25 - 29 years . Women	1:12:45.7	1:13:13.4	06:53 min/km	8,69 km/h	Moldova	
41	3046	ANASTASIA SEINIC	25 - 29 years . Women	1:12:54.0	1:16:09.4	06:54 min/km	8,68 km/h	Moldova	
42	3150	LAZARIUC GALINA	25 - 29 years . Women	1:14:15.8	1:16:28.6	07:02 min/km	8,52 km/h	Moldova	
43	2861	PERJU DIANA	25 - 29 years . Women	1:14:19.1	1:15:03.0	07:02 min/km	8,51 km/h	Moldova	
44	2916	CUCER ANA-MARIA	25 - 29 years . Women	1:14:33.4	1:15:22.1	07:04 min/km	8,48 km/h	Moldova	
45	3073	BRAGUTA VERONICA	25 - 29 years . Women	1:14:46.0	1:14:54.4	07:05 min/km	8,46 km/h	Moldova	
46	2045	ADRIANA LUCHIAN	25 - 29 years . Women	1:14:52.2	1:15:16.5	07:05 min/km	8,45 km/h	Moldova	
47	3069	ALIONA PĂŽSLARU	25 - 29 years . Women	1:14:57.7	1:15:52.5	07:06 min/km	8,44 km/h	Moldova	
48	2906	CRISTINA CARABADJAC	25 - 29 years . Women	1:15:00.1	1:15:26.5	07:06 min/km	8,43 km/h	Moldova	
49	3171	TRIBOI NATALIA	25 - 29 years . Women	1:15:11.5	1:16:10.8	07:07 min/km	8,41 km/h	Moldova	
50	2920	CAZACU ELA	25 - 29 years . Women	1:16:16.2	1:17:24.5	07:13 min/km	8,29 km/h	Moldova	
51	2816	ALINA MARANDICI	25 - 29 years . Women	1:16:49.8	1:19:18.2	07:17 min/km	8,23 km/h	Moldova	
52	3284	BUZU ALEXANDRA	25 - 29 years . Women	1:16:55.0	1:18:12.6	07:17 min/km	8,22 km/h	Moldova	




























Chisinau big Hearts Marathon 2023 powered by Visa

Result List MF

AGRa	Bib	Name	AgeGroup1	Personal	Official	Average Pace	Average	Country	Country
53	2951	CHIRIL ANTONELA	25 - 29 years . Women	1:16:58.6	1:17:30.2	07:17 min/km	8,22 km/h	Moldova	
54	2227	OBOROCEANU IRINA	25 - 29 years . Women	1:17:29.6	1:18:16.5	07:20 min/km	8,16 km/h	Moldova	
55	2223	STAVILA ALINA	25 - 29 years . Women	1:19:01.1	1:19:53.6	07:29 min/km	8,00 km/h	Moldova	
56	2459	PUICA ALINA	25 - 29 years . Women	1:19:05.8	1:19:42.9	07:29 min/km	8,00 km/h	Moldova	
57	2364	CELOVSCAIA TATIANA	25 - 29 years . Women	1:20:28.9	1:23:06.2	07:37 min/km	7,86 km/h	Moldova	
58	2707	MARCELA URSU	25 - 29 years . Women	1:20:39.5	1:20:48.1	07:38 min/km	7,84 km/h	Moldova	
59	2662	BRUMA CORINA	25 - 29 years . Women	1:21:00.4	1:21:13.4	07:40 min/km	7,81 km/h	Moldova	
60	2882	BARGAN NICOLETA	25 - 29 years . Women	1:21:34.2	1:22:13.4	07:43 min/km	7,75 km/h	Moldova	
61	2140	HUDOROJCOVA ECATERINA	25 - 29 years . Women	1:22:18.5	1:24:11.2	07:48 min/km	7,68 km/h	Moldova	
62	2917	GROSU ECATERINA	25 - 29 years . Women	1:23:09.6	1:23:59.3	07:53 min/km	7,61 km/h	Moldova	
63	2485	ODAGIU IRINA	25 - 29 years . Women	1:23:26.1	1:26:29.7	07:54 min/km	7,58 km/h	Moldova	
64	2306	LEVINTE MARIA	25 - 29 years . Women	1:23:26.5	1:25:26.9	07:54 min/km	7,58 km/h	Moldova	
65	3255	HAREA MARIA	25 - 29 years . Women	1:23:45.2	1:25:10.5	07:56 min/km	7,55 km/h	Moldova	
66	2644	NICOLINA BINCHEVICI	25 - 29 years . Women	1:26:27.7	1:27:28.6	08:11 min/km	7,31 km/h	Moldova	
67	2102	BEGU NATALIA	25 - 29 years . Women	1:26:37.4	1:29:55.7	08:12 min/km	7,30 km/h	Moldova	
68	2067	FRUNZE DAURIA	25 - 29 years . Women	1:29:20.3	1:32:15.6	08:28 min/km	7,08 km/h	Moldova	
69	3280	GHIMBRA ALEXANDRA	25 - 29 years . Women	1:30:32.6	1:32:28.8	08:35 min/km	6,98 km/h	Moldova	
DSQ	3248	LUCIANA GURDUZ	25 - 29 years . Women	0:39:52.7	0:42:02.6	03:46 min/km	15,86 km/h	Moldova	
DSQ	2527	ANA MORARU	25 - 29 years . Women	1:31:19.9	1:33:19.9	08:39 min/km	6,92 km/h	Moldova	
DSQ	2755	LEPORDA ADRIANA	25 - 29 years . Women	1:33:29.9	1:34:53.8	08:51 min/km	6,76 km/h	Moldova	
DSQ	2650	TRIFONOGLO DIANA	25 - 29 years . Women	1:34:17.4	1:34:52.9	08:56 min/km	6,71 km/h	Moldova	
DSQ	2555	VDOVIN OLGA	25 - 29 years . Women	1:36:30.7	1:39:06.5	09:08 min/km	6,55 km/h	Moldova	
DSQ	2745	LIDIA BIVOL	25 - 29 years . Women	1:47:57.1	1:50:23.1	10:14 min/km	5,86 km/h	Moldova	
DNS	2115	SURUCINSCHI OLGA	25 - 29 years . Women			min/km	km/h	Moldova	
DNS	2142	BURLACU VICTORIA	25 - 29 years . Women			min/km	km/h	Moldova	
DNS	2541	URSU ADRIANA	25 - 29 years . Women			min/km	km/h	Moldova	
DNS	2713	VAITEHOVSCHI MARYNA	25 - 29 years . Women			min/km	km/h	Moldova	
DNS	3111	ZAVTUR ALEXANDRA	25 - 29 years . Women			min/km	km/h	Moldova	
DNS	3292	CONSTANTINOVA NADEJDA	25 - 29 years . Women			min/km	km/h	Moldova	






























Chisinau big Hearts Marathon 2023 powered by Visa

Result List MF

AGRa	Bib	Name	AgeGroup1	Personal	Official	Average Pace	Average	Country	Country
30 - 34 years . Women									
1	3294	LOPATA VALENTINA	30 - 34 years . Women	0:51:59.0	0:52:22.9	04:55 min/km	12,17 km/h	Moldova	
2	2938	NADEJDA CHIRICA	30 - 34 years . Women	0:53:01.5	0:55:00.8	05:01 min/km	11,93 km/h	Moldova	
3	2613	ACHGILL LUCY	30 - 34 years . Women	0:55:00.7	0:55:42.9	05:12 min/km	11,50 km/h	Moldova	
4	2561	BALTEANU VICTORIA	30 - 34 years . Women	0:56:21.8	0:56:37.0	05:20 min/km	11,22 km/h	Moldova	
5	2535	DANOI PAULINA	30 - 34 years . Women	0:56:59.0	0:57:37.4	05:24 min/km	11,10 km/h	Moldova	
6	2811	ECATERINA ANOSHKINA	30 - 34 years . Women	0:57:26.3	0:59:36.5	05:26 min/km	11,01 km/h	Moldova	
7	2479	LARISA ANTOCI	30 - 34 years . Women	0:58:42.0	0:58:57.3	05:33 min/km	10,78 km/h	Moldova	
8	2152	OBUHOVA OLIGA	30 - 34 years . Women	0:59:37.4	1:01:57.4	05:39 min/km	10,61 km/h	Ukrayina	
9	2411	ROSCA DIANA	30 - 34 years . Women	1:01:09.7	1:03:10.4	05:47 min/km	10,34 km/h	Moldova	
10	3002	BORODIN VICTORIA	30 - 34 years . Women	1:02:01.6	1:02:48.4	05:52 min/km	10,20 km/h	Moldova	
11	2732	CERNECIUC AURICA	30 - 34 years . Women	1:03:53.4	1:04:35.6	06:03 min/km	9,90 km/h	Moldova	
12	2032	URSU ELENA	30 - 34 years . Women	1:04:52.6	1:08:11.3	06:09 min/km	9,75 km/h	Moldova	
13	2915	SADOVICI IANA	30 - 34 years . Women	1:05:08.4	1:07:26.8	06:10 min/km	9,71 km/h	Moldova	
14	2451	PASAT ECATERINA	30 - 34 years . Women	1:05:17.7	1:06:18.2	06:11 min/km	9,69 km/h	Moldova	
15	3215	NATALIA BIVOL	30 - 34 years . Women	1:05:21.7	1:07:24.3	06:11 min/km	9,68 km/h	Moldova	
16	2416	VICTORIA IORGA	30 - 34 years . Women	1:06:01.6	1:09:11.5	06:15 min/km	9,58 km/h	Moldova	
17	2288	LIUTOVA ALA	30 - 34 years . Women	1:06:24.4	1:07:39.1	06:17 min/km	9,53 km/h	Moldova	
18	2355	ELENA JALBA	30 - 34 years . Women	1:06:31.7	1:06:54.3	06:18 min/km	9,51 km/h	Moldova	
19	2321	CIMBIR NADEJDA	30 - 34 years . Women	1:06:37.3	1:07:08.3	06:18 min/km	9,49 km/h		
20	2652	CORNITA LIDIA	30 - 34 years . Women	1:06:45.0	1:07:44.2	06:19 min/km	9,48 km/h	Moldova	
21	2294	SECRII ELENA	30 - 34 years . Women	1:06:55.6	1:10:02.8	06:20 min/km	9,45 km/h	Moldova	
22	2695	MICULET URSU VERA	30 - 34 years . Women	1:06:55.8	1:10:03.1	06:20 min/km	9,45 km/h	Moldova	
23	2041	ZELENIUC ANASTASIA	30 - 34 years . Women	1:06:59.0	1:10:25.5	06:21 min/km	9,44 km/h	Moldova	
24	2619	CIUVAGA DUMITRIËȘA	30 - 34 years . Women	1:07:02.9	1:07:54.7	06:21 min/km	9,43 km/h	Moldova	
25	3105	MIHAELA GIRLEANU	30 - 34 years . Women	1:07:11.7	1:07:54.3	06:22 min/km	9,41 km/h	Moldova	
26	3096	AURIKA FUSA	30 - 34 years . Women	1:07:30.5	1:07:57.0	06:24 min/km	9,37 km/h	Moldova	
27	3168	SCRIPCARI CRISTINA	30 - 34 years . Women	1:07:31.6	1:10:00.2	06:24 min/km	9,37 km/h	Moldova	
28	2996	RUSU MARIA	30 - 34 years . Women	1:07:31.7	1:10:00.8	06:24 min/km	9,37 km/h	Moldova	






























Chisinau big Hearts Marathon 2023 powered by Visa

Result List MF

AGRa	Bib	Name	AgeGroup1	Personal	Official	Average Pace	Average	Country	Country
29	3271	SIMA DINA	30 - 34 years . Women	1:07:38.7	1:09:36.5	06:24 min/km	9,35 km/h	Moldova	
30	2105	GHEORGHITA DORINA	30 - 34 years . Women	1:08:06.9	1:09:07.4	06:27 min/km	9,29 km/h	Moldova	
31	2076	MOSCALIUC MARINA	30 - 34 years . Women	1:08:44.4	1:11:13.2	06:31 min/km	9,20 km/h	Moldova	
32	2507	BURNUSUZ LILIA	30 - 34 years . Women	1:08:51.2	1:09:36.7	06:31 min/km	9,19 km/h	Moldova	
33	2189	VERA GUMENI	30 - 34 years . Women	1:09:26.5	1:09:57.0	06:35 min/km	9,11 km/h	Moldova	
34	2589	CULBIDA MARIANA	30 - 34 years . Women	1:10:03.4	1:13:06.7	06:38 min/km	9,03 km/h	Moldova	
35	3032	ANASTASIA CEBAN	30 - 34 years . Women	1:10:46.5	1:11:19.8	06:42 min/km	8,94 km/h	Moldova	
36	2842	POSTICA CRISTINA	30 - 34 years . Women	1:10:57.1	1:13:08.1	06:43 min/km	8,91 km/h	Moldova	
37	3202	SOKOLOVA ALENA	30 - 34 years . Women	1:11:01.0	1:12:10.8	06:43 min/km	8,91 km/h	Moldova	
38	2266	MARIA DAMIAN	30 - 34 years . Women	1:11:09.1	1:12:23.1	06:44 min/km	8,89 km/h	Moldova	
39	2415	VĂŽLCU OLIMPIA	30 - 34 years . Women	1:11:20.9	1:12:46.9	06:45 min/km	8,87 km/h	Moldova	
40	2725	VASILIEVA ELENA	30 - 34 years . Women	1:11:49.7	1:13:26.6	06:48 min/km	8,81 km/h	Moldova	
41	3189	BIVOL SVETLANA	30 - 34 years . Women	1:12:34.0	1:14:34.2	06:52 min/km	8,72 km/h	Moldova	
42	2471	PIRLII CORINA	30 - 34 years . Women	1:12:48.6	1:15:33.3	06:54 min/km	8,69 km/h	Moldova	
43	2328	ECATERINA PETCU	30 - 34 years . Women	1:13:10.2	1:16:47.6	06:56 min/km	8,64 km/h	Moldova	
44	2200	MIHAELA BABĂ,RĂ,	30 - 34 years . Women	1:14:52.0	1:15:16.3	07:05 min/km	8,45 km/h	Moldova	
45	2720	BURELOV CRISTINA	30 - 34 years . Women	1:15:08.9	1:15:31.3	07:07 min/km	8,42 km/h	Moldova	
46	2391	POGONII OLGA	30 - 34 years . Women	1:15:24.4	1:17:30.2	07:08 min/km	8,39 km/h	Moldova	
47	2565	DRUMEA MARIA	30 - 34 years . Women	1:15:49.9	1:16:04.7	07:11 min/km	8,34 km/h	Moldova	
48	3003	BRAZINSCHI CAROLINA	30 - 34 years . Women	1:16:01.7	1:18:47.3	07:12 min/km	8,32 km/h	Moldova	
49	2493	GRONSCAIA ANASTASIA	30 - 34 years . Women	1:16:09.3	1:19:19.8	07:13 min/km	8,31 km/h	Moldova	
50	2286	CRISTINA PLUGARI	30 - 34 years . Women	1:16:11.5	1:18:58.0	07:13 min/km	8,30 km/h	Moldova	
51	3218	STRATAN MARIA	30 - 34 years . Women	1:16:48.5	1:18:32.0	07:16 min/km	8,23 km/h	Moldova	
52	2795	VRABIE NICOLETA	30 - 34 years . Women	1:16:54.3	1:19:12.7	07:17 min/km	8,22 km/h	Moldova	
53	2854	NEGRU TATIANA	30 - 34 years . Women	1:16:58.0	1:19:07.6	07:17 min/km	8,22 km/h	Moldova	
54	2070	GAINULINA MARINA	30 - 34 years . Women	1:17:09.1	1:17:46.8	07:18 min/km	8,20 km/h	Moldova	
55	2699	ANASTASIA STEFANET	30 - 34 years . Women	1:17:38.0	1:21:39.8	07:21 min/km	8,15 km/h	Moldova	
56	2444	MUNTEAN XENIA	30 - 34 years . Women	1:17:39.4	1:18:46.8	07:21 min/km	8,14 km/h	Romania	
57	3029	GURSCHII INESA	30 - 34 years . Women	1:17:40.4	1:18:09.8	07:21 min/km	8,14 km/h	Moldova	





























Chisinau big Hearts Marathon 2023 powered by Visa

Result List MF

AGRa	Bib	Name	AgeGroup1	Personal	Official	Average Pace	Average	Country	Country
58	3134	DERENCO ANASTASIA	30 - 34 years . Women	1:17:58.9	1:18:29.4	07:23 min/km	8,11 km/h	Moldova	
59	3116	CEBOTARI TATIANA	30 - 34 years . Women	1:18:19.2	1:20:02.1	07:25 min/km	8,08 km/h	Moldova	
60	2505	COJOCARI ALINA	30 - 34 years . Women	1:18:38.1	1:19:49.4	07:27 min/km	8,04 km/h	Moldova	
61	2148	ROMANSKI VICTORIA	30 - 34 years . Women	1:18:56.5	1:19:42.9	07:29 min/km	8,01 km/h	Moldova	
62	2499	GONËȘA ELENA	30 - 34 years . Women	1:19:02.9	1:19:55.2	07:29 min/km	8,00 km/h	Moldova	
63	2579	PETREANU LAURA	30 - 34 years . Women	1:19:19.0	1:19:50.8	07:31 min/km	7,97 km/h	Moldova	
64	2742	FUX MARIANA	30 - 34 years . Women	1:19:24.2	1:21:59.6	07:31 min/km	7,97 km/h	Moldova	
65	3022	ALINA GHIMP	30 - 34 years . Women	1:19:40.5	1:20:08.5	07:33 min/km	7,94 km/h	Moldova	
66	3017	MALADET ALINA	30 - 34 years . Women	1:19:48.4	1:22:44.3	07:33 min/km	7,93 km/h	Moldova	
67	2665	BEJENARU VIRGINIA	30 - 34 years . Women	1:19:59.3	1:23:10.3	07:35 min/km	7,91 km/h	Moldova	
68	2430	TROPANET ALINA	30 - 34 years . Women	1:20:05.4	1:20:45.9	07:35 min/km	7,90 km/h	Moldova	
69	2263	POLEACOVA ELENA	30 - 34 years . Women	1:20:10.6	1:20:41.8	07:36 min/km	7,89 km/h	Moldova	
70	2331	OLARI AURICA	30 - 34 years . Women	1:21:26.6	1:24:28.8	07:43 min/km	7,77 km/h	Moldova	
71	2128	MACUC ALINA	30 - 34 years . Women	1:21:30.0	1:22:31.4	07:43 min/km	7,76 km/h	Romania	
72	2648	BURUIANA ELENA	30 - 34 years . Women	1:21:32.3	1:24:26.0	07:43 min/km	7,76 km/h	Moldova	
73	2248	SURDU VERONICA	30 - 34 years . Women	1:21:33.3	1:24:02.9	07:43 min/km	7,76 km/h	Moldova	
74	2830	TURCANU DANIELA	30 - 34 years . Women	1:21:52.3	1:22:32.0	07:45 min/km	7,73 km/h	Moldova	
75	2524	SMOLEAC DINA	30 - 34 years . Women	1:23:20.1	1:24:24.8	07:54 min/km	7,59 km/h	Moldova	
76	2766	GOSPODINOVA IRINA	30 - 34 years . Women	1:23:22.5	1:27:19.1	07:54 min/km	7,59 km/h	Moldova	
77	2237	MORARU DIANA	30 - 34 years . Women	1:25:23.8	1:25:34.4	08:05 min/km	7,41 km/h	Moldova	
78	2052	MARFIN MALVINA	30 - 34 years . Women	1:25:58.4	1:26:56.3	08:09 min/km	7,36 km/h	Moldova	
79	2844	ECATERINA BABITINA	30 - 34 years . Women	1:26:30.7	1:29:40.8	08:12 min/km	7,31 km/h	Moldova	
80	2339	CIOBAN ANA	30 - 34 years . Women	1:26:44.9	1:30:36.4	08:13 min/km	7,29 km/h	Moldova	
81	2672	SACU DIANA	30 - 34 years . Women	1:26:45.1	1:30:36.6	08:13 min/km	7,29 km/h	Moldova	
DSQ	2944	LUCIA GALUSCA	30 - 34 years . Women	1:33:16.2	1:33:47.3	08:50 min/km	6,78 km/h	Moldova	
DSQ	2103	KATAEVA MARIIA	30 - 34 years . Women	1:39:43.6	1:43:54.5	09:27 min/km	6,34 km/h	Moldova	
DNS	2046	RUSU IRINA	30 - 34 years . Women			min/km	km/h	Moldova	
DNS	2117	CEREVATENCO ECATERINA	30 - 34 years . Women			min/km	km/h	Moldova	
DNS	2387	DOROË~ ECATERINA	30 - 34 years . Women			min/km	km/h	Moldova	






























Chisinau big Hearts Marathon 2023 powered by Visa

Result List MF

AGRa	Bib	Name	AgeGroup1	Personal	Official	Average Pace	Average	Country	Country
DNS	2440	GLOVER-SHORT MARTHA	30 - 34 years . Women			min/km	km/h	United Kingdom	
DNS	3036	SPĂŽNU IRINA	30 - 34 years . Women			min/km	km/h	Moldova	
DNS	3260	SVETLANA TALPA	30 - 34 years . Women			min/km	km/h	Moldova	
35 - 39 years . Women									
1	2006	GAIDAMACA OLESEA	35 - 39 years . Women	0:44:55.1	0:44:59.5	04:15 min/km	14,08 km/h	Moldova	
2	2405	GANCEARUC ANA	35 - 39 years . Women	0:46:19.2	0:46:24.1	04:23 min/km	13,66 km/h	Moldova	
3	2005	ABRAMOVICI ALINA	35 - 39 years . Women	0:47:09.9	0:47:22.4	04:28 min/km	13,41 km/h	Moldova	
4	2731	SIRBU MARINA	35 - 39 years . Women	0:47:33.7	0:48:32.7	04:30 min/km	13,30 km/h	Moldova	
5	2429	TARANU ANTONINA	35 - 39 years . Women	0:48:09.9	0:48:43.0	04:33 min/km	13,13 km/h	Moldova	
6	2233	HANNA DUBCHAK	35 - 39 years . Women	0:49:59.0	0:51:10.0	04:44 min/km	12,66 km/h	Ukrayina	
7	2696	CEBOTARIOV ANA	35 - 39 years . Women	0:50:25.0	0:50:43.4	04:46 min/km	12,55 km/h	Moldova	
8	2037	CAZACU MARIA	35 - 39 years . Women	0:51:01.0	0:52:03.4	04:50 min/km	12,40 km/h	Moldova	
9	3203	LITOVKA SVETLANA	35 - 39 years . Women	0:51:38.2	0:51:47.8	04:53 min/km	12,25 km/h	Moldova	
10	2829	GRECU VALENTINA	35 - 39 years . Women	0:54:43.4	0:54:55.7	05:11 min/km	11,56 km/h	Moldova	
11	2744	KOLII MARIIA	35 - 39 years . Women	0:55:55.6	0:56:41.7	05:18 min/km	11,31 km/h	Ceska Republika	
12	2817	NATALIA CERNELEA	35 - 39 years . Women	0:56:25.4	0:56:58.9	05:20 min/km	11,21 km/h	Moldova	
13	2267	MIHAIL ANDRONIC	35 - 39 years . Women	0:57:21.9	0:58:09.4	05:26 min/km	11,03 km/h	Moldova	
14	2567	TERZI MARIA	35 - 39 years . Women	0:57:24.3	1:01:09.6	05:26 min/km	11,02 km/h	Moldova	
15	2480	MARUSCEAC ANA	35 - 39 years . Women	0:57:32.0	0:57:39.7	05:27 min/km	11,00 km/h	Moldova	
16	2519	OLGA PANIËŢ	35 - 39 years . Women	0:58:42.1	0:59:33.0	05:33 min/km	10,78 km/h	Moldova	
17	3151	URECHE LUDMILA	35 - 39 years . Women	0:58:42.9	0:59:00.8	05:33 min/km	10,77 km/h	Moldova	
18	2054	ULIANOVSKI IRINA	35 - 39 years . Women	0:59:27.4	1:01:47.1	05:38 min/km	10,64 km/h	Moldova	
19	2146	NASTAS OLESEA	35 - 39 years . Women	1:01:04.5	1:02:56.4	05:47 min/km	10,36 km/h	Moldova	
20	2282	DOBREVA OLGA	35 - 39 years . Women	1:01:09.9	1:02:27.4	05:47 min/km	10,34 km/h	Moldova	
21	2362	IULIA CECELI	35 - 39 years . Women	1:01:15.9	1:01:33.5	05:48 min/km	10,33 km/h	Moldova	
22	3141	TRINCA ALIONA	35 - 39 years . Women	1:01:30.9	1:02:53.9	05:49 min/km	10,28 km/h	Moldova	
23	2875	VERLAN VICTORIA	35 - 39 years . Women	1:01:40.5	1:02:10.7	05:50 min/km	10,26 km/h	Moldova	
24	2628	MELENTIEVA ALIONA	35 - 39 years . Women	1:02:06.2	1:04:09.0	05:53 min/km	10,19 km/h	Moldova	
25	3300	VERONICA GHERBOVETCHI	35 - 39 years . Women	1:02:16.4	1:04:23.7	05:54 min/km	10,16 km/h	Moldova	






























Chisinau big Hearts Marathon 2023 powered by Visa

Result List MF

AGRa	Bib	Name	AgeGroup1	Personal	Official	Average Pace	Average	Country	Country
26	3110	GALINA CAPIÈȘA	35 - 39 years . Women	1:03:12.8	1:04:05.9	05:59 min/km	10,01 km/h	Moldova	
27	2832	PADALIAK KATSIARYNA	35 - 39 years . Women	1:03:19.8	1:03:45.0	06:00 min/km	9,99 km/h	Moldova	
28	2018	MARTINIUC NADEJDA	35 - 39 years . Women	1:03:48.3	1:04:01.3	06:02 min/km	9,91 km/h	Moldova	
29	2922	COTAGA ALEXANDRA	35 - 39 years . Women	1:03:48.5	1:04:16.4	06:02 min/km	9,91 km/h	Moldova	
30	3262	ERIOMENCO VICTORIA	35 - 39 years . Women	1:04:07.0	1:07:21.5	06:04 min/km	9,87 km/h	Moldova	
31	2806	RUBAILO SERGHEI	35 - 39 years . Women	1:04:17.4	1:07:12.9	06:05 min/km	9,84 km/h	Moldova	
32	3186	CEASTUHINA POLINA	35 - 39 years . Women	1:04:18.1	1:05:55.4	06:05 min/km	9,84 km/h	Moldova	
33	2678	TOMITA CORINA	35 - 39 years . Women	1:04:25.8	1:06:07.3	06:06 min/km	9,82 km/h	Moldova	
34	3124	ALINA CHISCA	35 - 39 years . Women	1:04:35.8	1:07:09.8	06:07 min/km	9,79 km/h	Moldova	
35	2150	JURAVSCHI OLGA	35 - 39 years . Women	1:04:50.9	1:05:15.4	06:08 min/km	9,75 km/h	Moldova	
36	2671	JOSAN DORINA	35 - 39 years . Women	1:04:51.9	1:08:10.9	06:08 min/km	9,75 km/h	Moldova	
37	2077	MERLAN KRISTINA	35 - 39 years . Women	1:04:58.2	1:05:17.5	06:09 min/km	9,74 km/h	Moldova	
38	2143	ALIONA OXIOM	35 - 39 years . Women	1:05:14.2	1:05:48.2	06:11 min/km	9,70 km/h	Moldova	
39	3045	ALIONA BRAGA	35 - 39 years . Women	1:05:15.5	1:05:48.6	06:11 min/km	9,69 km/h	Moldova	
40	2546	LUPAÈȘCO VASILII	35 - 39 years . Women	1:05:52.0	1:06:54.8	06:14 min/km	9,60 km/h	Moldova	
41	2848	CASCAVAL VIORICA	35 - 39 years . Women	1:05:56.8	1:08:29.2	06:15 min/km	9,59 km/h	Moldova	
42	2050	SEVERIN ANA	35 - 39 years . Women	1:06:13.4	1:07:53.3	06:16 min/km	9,55 km/h	Moldova	
43	2653	TURCANU ANA	35 - 39 years . Women	1:06:15.8	1:06:31.3	06:16 min/km	9,55 km/h	Moldova	
44	3295	RUSU OLGA	35 - 39 years . Women	1:06:37.2	1:08:04.4	06:18 min/km	9,49 km/h	Moldova	
45	2611	DIMITRIU IULIA	35 - 39 years . Women	1:06:38.1	1:09:11.2	06:19 min/km	9,49 km/h	Moldova	
46	3192	PAPANAGA CRISTINA	35 - 39 years . Women	1:06:39.7	1:09:00.2	06:19 min/km	9,49 km/h	Moldova	
47	2318	JARDAN TATIANA	35 - 39 years . Women	1:06:41.1	1:07:31.6	06:19 min/km	9,49 km/h	Moldova	
48	2349	DMITRII MATVEI	35 - 39 years . Women	1:06:43.8	1:08:58.5	06:19 min/km	9,48 km/h	Moldova	
49	2625	TATIANA RUPET	35 - 39 years . Women	1:06:57.2	1:07:22.7	06:20 min/km	9,45 km/h	Moldova	
50	3281	MIHALACHI ECATERINA	35 - 39 years . Women	1:07:17.3	1:08:14.6	06:22 min/km	9,40 km/h	Moldova	
51	3254	VIORICA COCARCEA	35 - 39 years . Women	1:07:19.1	1:08:12.4	06:22 min/km	9,40 km/h	Moldova	
52	2966	SPATARU STELUTA	35 - 39 years . Women	1:07:53.8	1:11:39.2	06:26 min/km	9,32 km/h	Romania	
53	2772	MELNICIUC ANASTASIA	35 - 39 years . Women	1:08:10.6	1:09:49.5	06:27 min/km	9,28 km/h	Moldova	
54	2269	GIDILICA VICTORIA	35 - 39 years . Women	1:08:11.2	1:08:18.0	06:27 min/km	9,28 km/h	Moldova	






























Chisinau big Hearts Marathon 2023 powered by Visa

Result List MF

AGRa	Bib	Name	AgeGroup1	Personal	Official	Average Pace	Average	Country	Country
55	2308	MELINTE MARIANA	35 - 39 years . Women	1:08:49.5	1:09:42.6	06:31 min/km	9,19 km/h	Moldova	
56	2643	ANASTASIA CAMENSCHI	35 - 39 years . Women	1:09:25.0	1:11:52.2	06:34 min/km	9,11 km/h	Moldova	
57	2413	SVETLANA CERNEA	35 - 39 years . Women	1:09:44.4	1:10:15.7	06:36 min/km	9,07 km/h	Moldova	
58	2433	AVARVAREI ANA MARIA	35 - 39 years . Women	1:09:48.7	1:10:34.3	06:37 min/km	9,06 km/h	Romania	
59	2722	DOBROVICEANU ALA	35 - 39 years . Women	1:10:06.8	1:11:31.4	06:38 min/km	9,02 km/h	Moldova	
60	2618	CAZACU MARIA	35 - 39 years . Women	1:10:15.0	1:11:16.7	06:39 min/km	9,00 km/h	Moldova	
61	2029	RYABENKO TATIANA	35 - 39 years . Women	1:10:16.8	1:14:02.7	06:39 min/km	9,00 km/h	Moldova	
62	2789	MARINA TIGAI	35 - 39 years . Women	1:10:17.0	1:10:35.4	06:39 min/km	9,00 km/h	Moldova	
63	2727	MAXIM LIUBA	35 - 39 years . Women	1:11:02.5	1:12:29.4	06:44 min/km	8,90 km/h	Moldova	
64	3079	ELENA NEGRU	35 - 39 years . Women	1:11:05.3	1:11:30.9	06:44 min/km	8,90 km/h	Moldova	
65	2099	DRAGANOVA DIANA	35 - 39 years . Women	1:11:13.4	1:11:54.1	06:45 min/km	8,88 km/h	Moldova	
66	3197	ESANU NATALIA	35 - 39 years . Women	1:11:19.6	1:14:13.3	06:45 min/km	8,87 km/h	Moldova	
67	3043	DUBINA NATALIA	35 - 39 years . Women	1:11:20.3	1:11:56.4	06:45 min/km	8,87 km/h	Moldova	
68	2410	SULEANSCHI POLINA	35 - 39 years . Women	1:11:56.4	1:12:29.7	06:49 min/km	8,79 km/h	Moldova	
69	3063	NASTAS DIANA	35 - 39 years . Women	1:12:14.3	1:15:46.5	06:50 min/km	8,76 km/h	Moldova	
70	3232	MIHAELA CUCOREANU	35 - 39 years . Women	1:12:22.4	1:13:30.6	06:51 min/km	8,74 km/h	Moldova	
71	2114	GALINA TRAISTARU	35 - 39 years . Women	1:12:23.0	1:13:01.5	06:51 min/km	8,74 km/h	Moldova	
72	2703	SUZANA ROBU	35 - 39 years . Women	1:12:58.8	1:13:24.4	06:55 min/km	8,67 km/h	Moldova	
73	2296	DOINA PECA	35 - 39 years . Women	1:13:14.7	1:15:21.0	06:56 min/km	8,64 km/h	Moldova	
74	3220	MOGHILDA ANNA	35 - 39 years . Women	1:13:20.4	1:14:00.4	06:57 min/km	8,62 km/h	Moldova	
75	2042	ZAVGORODNEAIA OLESEA	35 - 39 years . Women	1:13:57.5	1:14:34.8	07:00 min/km	8,55 km/h	Moldova	
76	2604	BORDIAN ALINA	35 - 39 years . Women	1:14:03.4	1:14:45.7	07:01 min/km	8,54 km/h	Moldova	
77	2307	FABIAN LUCRETIA	35 - 39 years . Women	1:14:27.1	1:17:52.4	07:03 min/km	8,50 km/h	Moldova	
78	2558	MARDARI ECATERINA	35 - 39 years . Women	1:14:38.5	1:14:52.3	07:04 min/km	8,47 km/h	Moldova	
79	2314	TATIANA BLAJ	35 - 39 years . Women	1:14:40.9	1:15:38.5	07:04 min/km	8,47 km/h	Moldova	
80	2145	GUZUN TATIANA	35 - 39 years . Women	1:14:50.0	1:16:54.2	07:05 min/km	8,45 km/h	Moldova	
81	2748	GURGHIS NATALIA	35 - 39 years . Women	1:14:51.4	1:17:41.3	07:05 min/km	8,45 km/h	Moldova	
82	2229	DEINIKOVSKAIA NATALIA	35 - 39 years . Women	1:14:59.5	1:16:59.1	07:06 min/km	8,43 km/h	Moldova	
83	2206	PAVLOV MARGARETA	35 - 39 years . Women	1:15:17.8	1:18:21.5	07:08 min/km	8,40 km/h	Moldova	





























Chisinau big Hearts Marathon 2023 powered by Visa

Result List MF

AGRa	Bib	Name	AgeGroup1	Personal	Official	Average Pace	Average	Country	Country
84	2474	GARBUZ OLESEA	35 - 39 years . Women	1:15:56.7	1:18:11.6	07:12 min/km	8,33 km/h	Moldova	
85	2017	MIHALCIUC LIUDMILA	35 - 39 years . Women	1:16:07.3	1:18:53.0	07:13 min/km	8,31 km/h	Moldova	
86	3241	CHETREANU MARIA	35 - 39 years . Women	1:16:11.7	1:18:06.5	07:13 min/km	8,30 km/h	Moldova	
87	2213	IRINA CHEPTENE	35 - 39 years . Women	1:16:22.7	1:16:56.9	07:14 min/km	8,28 km/h	Moldova	
88	3074	BOICO ECATERINA	35 - 39 years . Women	1:16:27.4	1:19:56.0	07:14 min/km	8,27 km/h	Moldova	
89	2622	GHERASIM OLGA	35 - 39 years . Women	1:16:54.9	1:17:38.8	07:17 min/km	8,22 km/h	Moldova	
90	2965	VACARI NADEJDA	35 - 39 years . Women	1:17:26.2	1:21:09.0	07:20 min/km	8,17 km/h	Moldova	
91	2095	LUBAROV ELENA	35 - 39 years . Women	1:17:29.9	1:18:13.8	07:20 min/km	8,16 km/h	Moldova	
92	2534	IURCO TATIANA	35 - 39 years . Women	1:17:33.5	1:19:54.5	07:21 min/km	8,15 km/h	Moldova	
93	2977	LARISA ÈȘURCAN-ÈȘĂ,RNĂ,	35 - 39 years . Women	1:18:00.1	1:18:36.6	07:23 min/km	8,11 km/h	Moldova	
94	3139	PANCIUC TATIANA	35 - 39 years . Women	1:18:35.4	1:19:15.7	07:27 min/km	8,05 km/h	Moldova	
95	3209	NEGARI NADEJDA	35 - 39 years . Women	1:19:13.8	1:19:20.9	07:30 min/km	7,98 km/h	Moldova	
96	3230	ELENA MUNTEANU	35 - 39 years . Women	1:19:27.2	1:21:59.4	07:31 min/km	7,96 km/h	Moldova	
97	2689	ZGĂŽRCU ELENA	35 - 39 years . Women	1:19:44.0	1:22:22.5	07:33 min/km	7,93 km/h	Moldova	
98	3290	SCUTARU VALENTINA	35 - 39 years . Women	1:20:05.1	1:22:04.3	07:35 min/km	7,90 km/h	Moldova	
99	2787	CALCIU ALINA	35 - 39 years . Women	1:20:17.1	1:23:13.9	07:36 min/km	7,88 km/h	Moldova	
100	2132	SESENNA LAURA	35 - 39 years . Women	1:20:19.7	1:22:28.5	07:36 min/km	7,87 km/h	Italia	
101	2299	CEPRAGA NATALIA	35 - 39 years . Women	1:20:23.9	1:24:32.4	07:37 min/km	7,87 km/h	Moldova	
102	3152	BORDIANU VICTORIA	35 - 39 years . Women	1:20:25.0	1:22:27.6	07:37 min/km	7,87 km/h	Moldova	
103	2712	LUPAÈ~CU OLESEA	35 - 39 years . Women	1:21:28.7	1:24:28.0	07:43 min/km	7,76 km/h	Moldova	
104	2768	SOLOMON ANASTASIA	35 - 39 years . Women	1:21:43.9	1:24:21.9	07:44 min/km	7,74 km/h	Moldova	
105	2693	IRINA CEGOLEA	35 - 39 years . Women	1:23:02.5	1:25:02.0	07:52 min/km	7,62 km/h	Moldova	
106	2934	CROITOROV TATIANA	35 - 39 years . Women	1:23:03.0	1:23:12.2	07:52 min/km	7,62 km/h	Moldova	
107	2048	METELEVA ELENA	35 - 39 years . Women	1:23:29.6	1:25:39.1	07:54 min/km	7,57 km/h	Moldova	
108	2049	IACHIMCIUC IRINA	35 - 39 years . Women	1:23:31.8	1:26:14.3	07:55 min/km	7,57 km/h	Moldova	
109	3056	MATEI ANASTASIA	35 - 39 years . Women	1:23:34.3	1:24:53.3	07:55 min/km	7,57 km/h	Moldova	
110	2199	CRISTINA GILCA	35 - 39 years . Women	1:23:50.8	1:24:31.6	07:56 min/km	7,54 km/h	Moldova	
111	2291	INGA DOINA	35 - 39 years . Women	1:26:27.7	1:27:28.6	08:11 min/km	7,31 km/h	Moldova	
112	2575	LOCOMAN CRISTINA	35 - 39 years . Women	1:27:58.4	1:31:11.5	08:20 min/km	7,19 km/h	Moldova	






























Chisinau big Hearts Marathon 2023 powered by Visa

Result List MF

AGRa	Bib	Name	AgeGroup1	Personal	Official	Average Pace	Average	Country	Country
113	2709	HAREA OLESEA	35 - 39 years . Women	1:29:06.9	1:29:56.8	08:26 min/km	7,10 km/h	Moldova	
114	2086	OLESEA SOROCEAN	35 - 39 years . Women	1:30:15.9	1:30:43.5	08:33 min/km	7,01 km/h	Moldova	
DSQ	2856	EREMIA NATALIA	35 - 39 years . Women	1:38:01.3	1:40:08.9	09:17 min/km	6,45 km/h	Moldova	
DNS	2420	ISOPESCU RAISA	35 - 39 years . Women			min/km	km/h	Moldova	
DNS	2564	ZESTREA LILIA	35 - 39 years . Women			min/km	km/h	Moldova	
DNS	2774	COINAC ANNA	35 - 39 years . Women			min/km	km/h	Moldova	
DNS	3184	MALAI OLESEA	35 - 39 years . Women			min/km	km/h	Moldova	
DNS	3259	CEBAN ANA	35 - 39 years . Women			min/km	km/h	Moldova	
40 - 44 years . Women									
1	2949	NAFTANAILA OTILIA	40 - 44 years . Women	0:45:18.4	0:45:25.9	04:17 min/km	13,96 km/h	Moldova	
2	2327	CARPENCO MARIA	40 - 44 years . Women	0:46:03.1	0:46:11.2	04:21 min/km	13,74 km/h	Moldova	
3	2221	VIORICA BORTA	40 - 44 years . Women	0:52:05.4	0:54:01.6	04:56 min/km	12,14 km/h	Moldova	
4	2047	VIORICA URSU	40 - 44 years . Women	0:53:19.5	0:53:28.9	05:03 min/km	11,86 km/h	Moldova	
5	3231	IRYNA BRUSLYNOVSKA	40 - 44 years . Women	0:55:08.1	0:56:04.1	05:13 min/km	11,47 km/h	Ukrayina	
6	2063	REILEAN OLGA	40 - 44 years . Women	0:56:34.4	0:56:51.0	05:21 min/km	11,18 km/h	Moldova	
7	2617	TRIFON VERONICA	40 - 44 years . Women	0:57:22.6	0:59:53.1	05:26 min/km	11,03 km/h	Moldova	
8	3206	ZELIZNĂȚI LILIA	40 - 44 years . Women	1:00:28.5	1:00:56.6	05:44 min/km	10,46 km/h	Moldova	
9	3158	OLESEA BRINZA	40 - 44 years . Women	1:01:48.7	1:02:22.0	05:51 min/km	10,23 km/h	Moldova	
10	3258	BALAMUTOVSKAYA NEONILA	40 - 44 years . Women	1:01:58.9	1:02:53.8	05:52 min/km	10,21 km/h	Moldova	
11	3047	NEDELCO IRINA	40 - 44 years . Women	1:02:50.7	1:03:38.5	05:57 min/km	10,07 km/h	Moldova	
12	2161	MIHALCEANU ANASTASIA	40 - 44 years . Women	1:03:18.3	1:04:12.5	06:00 min/km	9,99 km/h	Romania	
13	2826	CERNEAVSCAIA EVGHENIA	40 - 44 years . Women	1:03:18.6	1:03:41.0	06:00 min/km	9,99 km/h	Moldova	
14	2620	POLINA ARIVONICI	40 - 44 years . Women	1:04:13.9	1:08:10.4	06:05 min/km	9,85 km/h	Moldova	
15	3062	SIRBU GALINA	40 - 44 years . Women	1:04:19.6	1:04:27.7	06:05 min/km	9,83 km/h	Moldova	
16	2107	NIKOLENKO OLGA	40 - 44 years . Women	1:04:21.7	1:04:32.8	06:06 min/km	9,83 km/h	Moldova	
17	2553	SUVEICA INA	40 - 44 years . Women	1:04:23.8	1:08:07.3	06:06 min/km	9,82 km/h	Moldova	
18	2808	PRISACARU SABINA	40 - 44 years . Women	1:04:55.8	1:07:15.6	06:09 min/km	9,74 km/h	Moldova	
19	2511	TURCAN NATALIA	40 - 44 years . Women	1:05:21.3	1:05:31.2	06:11 min/km	9,68 km/h	Moldova	
20	2177	BERZOI CORINA	40 - 44 years . Women	1:06:04.1	1:07:04.6	06:15 min/km	9,57 km/h	Moldova	






















Chisinau big Hearts Marathon 2023 powered by Visa

Result List MF








AGRa	Bib	Name	AgeGroup1	Personal	Official	Average Pace	Average	Country	Country
21	2141	GORIUNOVA VALENTINA	40 - 44 years . Women	1:06:24.5	1:07:39.3	06:17 min/km	9,53 km/h	Moldova	
22	2910	PROCA ELIZAVETA	40 - 44 years . Women	1:06:44.0	1:07:19.4	06:19 min/km	9,48 km/h	Moldova	
23	2217	MOSCVIN MAIA	40 - 44 years . Women	1:07:40.5	1:09:36.5	06:24 min/km	9,35 km/h	Moldova	
24	2874	SALOVSKA ALLA	40 - 44 years . Women	1:08:14.1	1:09:09.6	06:28 min/km	9,27 km/h	Ukrayina	
25	2490	VETROVA ULIANA	40 - 44 years . Women	1:08:23.6	1:11:20.9	06:29 min/km	9,25 km/h	Moldova	
26	2012	ĚŠENU SILVIA	40 - 44 years . Women	1:08:28.7	1:10:24.1	06:29 min/km	9,24 km/h	Moldova	
27	2169	PELIN NATALIA	40 - 44 years . Women	1:08:41.2	1:12:39.2	06:30 min/km	9,21 km/h	Moldova	
28	2174	ANDRONACHI NADEJDA	40 - 44 years . Women	1:08:43.5	1:12:39.3	06:30 min/km	9,20 km/h	Moldova	
29	3274	LAVUSCHINA OXANA	40 - 44 years . Women	1:08:54.1	1:11:32.0	06:31 min/km	9,18 km/h	Moldova	
30	2009	Micleusanu VALENTINA	40 - 44 years . Women	1:09:05.0	1:10:48.7	06:32 min/km	9,16 km/h	Moldova	
31	2435	ELENA BACIU	40 - 44 years . Women	1:09:09.2	1:12:08.2	06:33 min/km	9,15 km/h	Moldova	
32	2312	GORBEI LILIA	40 - 44 years . Women	1:09:50.0	1:13:24.6	06:37 min/km	9,06 km/h	Moldova	
33	3098	GUDIMA OLGA	40 - 44 years . Women	1:10:28.2	1:10:51.1	06:40 min/km	8,98 km/h	Moldova	
34	2432	SEDLETCHI ELENA	40 - 44 years . Women	1:11:03.3	1:11:57.0	06:44 min/km	8,90 km/h	Moldova	
35	2537	DEMISCAN DANIELA	40 - 44 years . Women	1:11:04.7	1:11:56.7	06:44 min/km	8,90 km/h	Moldova	
36	3121	MANSUROVA ECATERINA	40 - 44 years . Women	1:11:07.1	1:11:56.1	06:44 min/km	8,89 km/h	Moldova	
37	2520	OBRIJANU DIANA	40 - 44 years . Women	1:11:10.6	1:13:32.5	06:44 min/km	8,89 km/h	Moldova	
38	2893	GALBEN INGA	40 - 44 years . Women	1:11:28.4	1:12:10.2	06:46 min/km	8,85 km/h	Moldova	
39	2930	DUNAI ROMANITA	40 - 44 years . Women	1:11:51.9	1:13:48.4	06:48 min/km	8,80 km/h	Moldova	
40	3117	DANILOVA ANNA	40 - 44 years . Women	1:12:02.8	1:12:45.3	06:49 min/km	8,78 km/h	Moldova	
41	2098	BOCLINCA RODICA	40 - 44 years . Women	1:12:17.5	1:14:44.3	06:51 min/km	8,75 km/h	Moldova	
42	2038	KOINAC TATIANA	40 - 44 years . Women	1:12:36.3	1:14:17.2	06:52 min/km	8,71 km/h	Moldova	
43	2450	IACHIM VIORICA	40 - 44 years . Women	1:12:37.4	1:13:13.4	06:53 min/km	8,71 km/h	Moldova	
44	2118	MADAN NATALIA	40 - 44 years . Women	1:12:57.3	1:13:51.6	06:54 min/km	8,67 km/h	Moldova	
45	3130	VOKSHI PRANVERA	40 - 44 years . Women	1:13:18.9	1:15:27.6	06:57 min/km	8,63 km/h	Srbija	
46	2673	APOSTU MARIANA	40 - 44 years . Women	1:13:41.3	1:14:26.0	06:59 min/km	8,58 km/h	Moldova	
47	2136	TCACIUC IRINA	40 - 44 years . Women	1:14:21.2	1:15:17.4	07:02 min/km	8,51 km/h	Moldova	
48	2792	VIOLETA DABIJA	40 - 44 years . Women	1:14:26.7	1:18:26.5	07:03 min/km	8,50 km/h	Moldova	
49	2351	MARIANA ASANDEI	40 - 44 years . Women	1:15:06.4	1:18:17.2	07:07 min/km	8,42 km/h	Moldova	

Chisinau big Hearts Marathon 2023 powered by Visa

Result List MF





















AGRa	Bib	Name	AgeGroup1	Personal	Official	Average Pace	Average	Country	Country
50	3126	Olesea Vlas	40 - 44 years . Women	1:15:25.3	1:16:14.3	07:09 min/km	8,39 km/h	Moldova	
51	2630	HARGHEL MARIANA	40 - 44 years . Women	1:15:43.3	1:15:52.4	07:10 min/km	8,35 km/h	Moldova	
52	3004	VICTORIA SLIVCIUC	40 - 44 years . Women	1:16:24.2	1:16:53.8	07:14 min/km	8,28 km/h	Moldova	
53	2770	Olesea ALIKI	40 - 44 years . Women	1:16:26.4	1:19:14.5	07:14 min/km	8,27 km/h	Moldova	
54	3160	ANA CARAUS	40 - 44 years . Women	1:16:34.7	1:17:46.6	07:15 min/km	8,26 km/h	Moldova	
55	2969	CARAMAN NATALIA	40 - 44 years . Women	1:17:48.5	1:18:44.4	07:22 min/km	8,13 km/h	Moldova	
56	3242	BURDUJA LILIANA	40 - 44 years . Women	1:19:29.0	1:21:42.0	07:32 min/km	7,96 km/h	Moldova	
57	2398	PLAMADEALA OLESEA	40 - 44 years . Women	1:19:43.5	1:20:28.7	07:33 min/km	7,93 km/h	Moldova	
58	2428	CEAVDAR CRISTINA	40 - 44 years . Women	1:20:24.6	1:23:10.0	07:37 min/km	7,87 km/h	Moldova	
59	3015	DJANDJGAVA NATALIA	40 - 44 years . Women	1:20:39.7	1:21:21.4	07:38 min/km	7,84 km/h	Moldova	
60	2368	ANDRIES NATALIA	40 - 44 years . Women	1:22:55.9	1:23:08.5	07:51 min/km	7,63 km/h	Moldova	
61	2963	ROTARU NADEJDA	40 - 44 years . Women	1:25:01.0	1:28:13.2	08:03 min/km	7,44 km/h	Moldova	
62	2983	NASTAS XENIA	40 - 44 years . Women	1:27:39.2	1:28:17.2	08:18 min/km	7,22 km/h	Moldova	
63	2310	GOLBUEVA KIRA	40 - 44 years . Women	1:28:55.0	1:32:42.0	08:25 min/km	7,11 km/h	Moldova	
DSQ	2341	SOLOVIOVA LIUBOV	40 - 44 years . Women	1:32:16.2	1:33:05.1	08:44 min/km	6,85 km/h	Moldova	
DSQ	2612	CHIRA CORINA	40 - 44 years . Women	1:32:17.2	1:33:04.7	08:44 min/km	6,85 km/h	Moldova	
DNS	2412	KHOROSHUNOVA MARIA	40 - 44 years . Women			min/km	km/h	Rossiya	
DNS	2523	VICTORIA RAILEAN	40 - 44 years . Women			min/km	km/h	Moldova	
DNS	2595	MITIOGLU IRYNA	40 - 44 years . Women			min/km	km/h	Ukrayina	
DNS	2946	DANIELA DEMISCAN	40 - 44 years . Women			min/km	km/h	Moldova	
DNS	3100	SLOBOZEANU CAUS	40 - 44 years . Women			min/km	km/h	Moldova	

45 - 49 years . Women









1	2162	DANILOVA ELENA	45 - 49 years . Women	0:56:38.5	0:57:22.6	05:22 min/km	11,17 km/h	Moldova	
2	2529	DIANA PURICI	45 - 49 years . Women	0:57:05.6	0:57:30.9	05:24 min/km	11,08 km/h	Moldova	
3	3034	JENSSEN KRISTIN	45 - 49 years . Women	0:59:59.3	1:00:38.1	05:41 min/km	10,54 km/h	Moldova	
4	2087	MOTROI ANGELA	45 - 49 years . Women	1:02:21.8	1:02:35.9	05:54 min/km	10,14 km/h	Moldova	
5	2682	PETRICĂ SVETLANA	45 - 49 years . Women	1:04:12.1	1:07:46.9	06:05 min/km	9,85 km/h	Moldova	
6	2591	TATIANA CILOCI	45 - 49 years . Women	1:04:27.0	1:05:20.1	06:06 min/km	9,81 km/h	Moldova	
7	2701	SOSU IULIA	45 - 49 years . Women	1:05:40.7	1:06:37.4	06:13 min/km	9,63 km/h	Moldova	

Chisinau big Hearts Marathon 2023 powered by Visa

Result List MF




















AGRa	Bib	Name	AgeGroup1	Personal	Official	Average Pace	Average	Country	Country
8	3178	È~AVGA ALINA	45 - 49 years . Women	1:05:46.3	1:07:41.2	06:14 min/km	9,62 km/h	Moldova	
9	2121	MOCREAC MARGARETA	45 - 49 years . Women	1:08:11.9	1:08:25.9	06:27 min/km	9,27 km/h	Moldova	
10	2907	PISCHANKER MARINA	45 - 49 years . Women	1:09:53.7	1:11:50.0	06:37 min/km	9,05 km/h	Yisra'el	
11	3136	DIVIS JENNIFER	45 - 49 years . Women	1:12:23.1	1:13:57.8	06:51 min/km	8,74 km/h	Moldova	
12	2208	WAWRZYK AGNIESZKA	45 - 49 years . Women	1:12:44.9	1:15:37.6	06:53 min/km	8,69 km/h	Polska	
13	2276	TAMARA FRUNZĂ,	45 - 49 years . Women	1:13:56.3	1:14:25.0	07:00 min/km	8,55 km/h	Moldova	
14	2955	AXANII ELENA	45 - 49 years . Women	1:14:29.5	1:17:02.8	07:03 min/km	8,49 km/h	Moldova	
15	2198	SHAPOVAL OLENA	45 - 49 years . Women	1:15:06.3	1:16:37.3	07:07 min/km	8,42 km/h	Ukrayina	
16	2261	TABIRTA OLGA	45 - 49 years . Women	1:19:04.7	1:19:18.9	07:29 min/km	8,00 km/h	Moldova	
17	2324	BARACTARI LUDMILA	45 - 49 years . Women	1:19:32.0	1:20:16.1	07:32 min/km	7,95 km/h	Moldova	
18	2020	EVGHENII VASILE DOGA	45 - 49 years . Women	1:21:20.4	1:24:37.2	07:42 min/km	7,78 km/h	Moldova	
19	2584	ANNA MARDARI	45 - 49 years . Women	1:22:10.8	1:22:50.6	07:47 min/km	7,70 km/h	Moldova	
20	2782	MEREACRE ZINA	45 - 49 years . Women	1:24:00.9	1:26:07.9	07:57 min/km	7,53 km/h	Moldova	
21	3099	MARIANA BOLBOÈ~ENCO	45 - 49 years . Women	1:24:59.5	1:25:50.9	08:03 min/km	7,44 km/h	Moldova	
DSQ	2724	NATALIA SĂ,LCUÈŠAN	45 - 49 years . Women	1:33:50.8	1:34:58.2	08:53 min/km	6,74 km/h	Moldova	
DSQ	2898	NEONILA Negruta	45 - 49 years . Women	1:36:53.5	1:38:01.0	09:11 min/km	6,53 km/h	Moldova	
DSQ	2119	MOFLUZ ANA	45 - 49 years . Women	1:38:00.9	1:40:08.8	09:17 min/km	6,45 km/h	Moldova	
DSQ	2549	IVANCENCO LUDMILA	45 - 49 years . Women	1:39:17.3	1:42:48.2	09:24 min/km	6,37 km/h	Moldova	
DNS	2711	CHIPERI ANA	45 - 49 years . Women			min/km	km/h	Moldova	
DNS	3082	STRATENCO NADEJDA	45 - 49 years . Women			min/km	km/h	Moldova	

50 - 54 years . Women

1	2752	SELARU ANGELA	50 - 54 years . Women	0:57:15.0	0:57:21.3	05:25 min/km	11,05 km/h	Moldova	
2	2956	ZENCENCO OLGA	50 - 54 years . Women	1:00:15.7	1:02:57.5	05:42 min/km	10,50 km/h	Moldova	
3	2664	BULGAR CORINA MARIA	50 - 54 years . Women	1:11:19.8	1:13:17.9	06:45 min/km	8,87 km/h	Romania	
4	2522	SPATARI OLIMPIADA	50 - 54 years . Women	1:12:13.9	1:13:32.2	06:50 min/km	8,76 km/h	Moldova	
5	2356	CĂŽRLAN LUDMILA	50 - 54 years . Women	1:12:54.2	1:13:28.9	06:54 min/km	8,68 km/h	Moldova	
6	2805	VIZIR MARIA	50 - 54 years . Women	1:14:38.6	1:18:06.3	07:04 min/km	8,47 km/h	Moldova	
7	2348	ZINAIDA RUSU	50 - 54 years . Women	1:15:30.8	1:17:30.0	07:09 min/km	8,38 km/h	Moldova	
8	2989	GLIGOR ALLA	50 - 54 years . Women	1:24:13.2	1:24:27.9	07:59 min/km	7,51 km/h	Moldova	















Chisinau big Hearts Marathon 2023 powered by Visa

Result List MF















AGRa	Bib	Name	AgeGroup1	Personal	Official	Average Pace	Average	Country	Country
9	2885	ANGELA PUICA	50 - 54 years . Women	1:24:55.5	1:25:33.3	08:03 min/km	7,45 km/h	Moldova	
10	3118	SALCUTAN ALIONA	50 - 54 years . Women	1:28:05.1	1:29:18.1	08:21 min/km	7,18 km/h	Moldova	
DSQ	3024	IONAS IULIA	50 - 54 years . Women	1:35:28.6	1:37:25.4	09:03 min/km	6,62 km/h	Moldova	
DNS	3000	CERNELEANU SVETLANA	50 - 54 years . Women			min/km	km/h	Moldova	
55 - 59 years . Women									
1	3172	SIMINITCHI ZINAIDA	55 - 59 years . Women	0:50:56.2	0:51:28.1	04:49 min/km	12,42 km/h	Moldova	
2	2954	BALAU MARINA	55 - 59 years . Women	1:15:10.1	1:16:44.9	07:07 min/km	8,41 km/h	Moldova	
DNS	2891	ANDRUȚA TAMARA	55 - 59 years . Women			min/km	km/h	Moldova	
60 - 64 years . Women									
1	3190	DONCILA ELENA	60 - 64 years . Women	1:18:15.4	1:20:23.0	07:25 min/km	8,08 km/h	Moldova	
Marathon 42km									
m									
1	265	Comerzan Cristian		3:56:24.0	3:58:02.0	05:36 min/km	10,70 km/h	Moldova	
2	264	Crupenecov Vitalii		4:09:34.2	4:10:26.1	05:54 min/km	10,14 km/h	Moldova	
3	252	Bidiuc Vladimir		4:59:16.3	5:02:50.3	07:05 min/km	8,45 km/h	Moldova	
4	251	Ion Burduja		5:54:37.4	5:58:42.5	08:24 min/km	7,13 km/h	Moldova	
14 - 19 years . Men									
1	42	BALAN ALEXANDRU	14 - 19 years . Men	4:06:29.5	4:10:29.1	05:50 min/km	10,27 km/h	Moldova	
DSQ	249	SINCHEVICI ALEXANDR	14 - 19 years . Men	0:36:45.4	0:40:31.6	00:52 min/km	68,87 km/h	Moldova	
20 - 24 years . Men									
1	52	ZGIRVACI ALEXANDRU	20 - 24 years . Men	3:17:35.2	3:20:04.8	04:40 min/km	12,81 km/h	Moldova	
2	217	GAIDUC VLADIMIR	20 - 24 years . Men	3:37:22.0	3:37:40.0	05:09 min/km	11,64 km/h	Moldova	
3	43	CIOLAC CHIRILL	20 - 24 years . Men	3:37:42.9	3:38:03.3	05:09 min/km	11,62 km/h	Moldova	
4	199	EFROS GHEORGHE	20 - 24 years . Men	4:08:36.1	4:08:41.5	05:53 min/km	10,18 km/h	Moldova	
5	153	GUZUN VLAD	20 - 24 years . Men	4:37:35.5	4:41:01.2	06:34 min/km	9,12 km/h	Moldova	

Chisinau big Hearts Marathon 2023 powered by Visa

Result List MF



















AGRa	Bib	Name	AgeGroup1	Personal	Official	Average Pace	Average	Country	Country
6	193	DANIEL BESELEA	20 - 24 years . Men	4:41:46.0	4:45:07.8	06:40 min/km	8,98 km/h	Moldova	
7	108	DAN BANARI	20 - 24 years . Men	5:00:37.2	5:02:08.3	07:07 min/km	8,42 km/h	Moldova	
8	143	PRICOP LAURENTIU	20 - 24 years . Men	5:06:02.7	5:07:09.3	07:15 min/km	8,27 km/h	Moldova	
9	201	ION ALCAZ	20 - 24 years . Men	5:10:18.7	5:11:20.2	07:21 min/km	8,15 km/h	Moldova	
10	274	CIOBANU ALEXANDRU	20 - 24 years . Men	5:14:45.3	5:15:01.1	07:27 min/km	8,04 km/h	Moldova	
11	168	MITU OCTAVIAN	20 - 24 years . Men	5:16:08.7	5:16:18.5	07:29 min/km	8,00 km/h	Moldova	
12	284	JARDAN ALEXANDR	20 - 24 years . Men	5:36:07.8	5:40:01.4	07:57 min/km	7,53 km/h	Moldova	
13	243	BALAN ARTIOM	20 - 24 years . Men	5:53:30.6	5:57:27.1	08:22 min/km	7,16 km/h	Moldova	
14	25	CUZNETOV DANIEL	20 - 24 years . Men	5:53:41.1	5:55:57.7	08:22 min/km	7,15 km/h	Moldova	
DSQ	280	BARBAU CATALIN	20 - 24 years . Men	1:09:26.3	1:12:38.6	01:38 min/km	36,45 km/h	Moldova	
DSQ	289	SABCIUC LIVIU	20 - 24 years . Men	1:18:31.6	1:22:39.2	01:51 min/km	32,23 km/h	Moldova	
DSQ	146	BĂȚRSAN DANIIL	20 - 24 years . Men	5:08:05.7	5:11:19.8	07:18 min/km	8,21 km/h	Moldova	
DNS	194	SANDU MIRCEA FLORIN	20 - 24 years . Men			min/km	km/h	Moldova	
DNS	245	RUSSU VLADIMIR	20 - 24 years . Men			min/km	km/h	Moldova	

25- 29 years . Men











1	68	FAEHRE FELIX	25- 29 years . Men	2:54:11.6	2:54:27.2	04:07 min/km	14,53 km/h	Moldova	
2	120	CAZAC OLEG	25- 29 years . Men	2:56:43.4	2:56:48.5	04:11 min/km	14,32 km/h	Moldova	
3	242	TCACI LIVIU	25- 29 years . Men	3:05:42.2	3:05:53.0	04:24 min/km	13,63 km/h	Moldova	
4	23	SIDAWAY MARTIN	25- 29 years . Men	3:19:49.6	3:21:01.7	04:44 min/km	12,66 km/h	United Kingdom	
5	269	DUMITRU RUSNAC	25- 29 years . Men	3:48:20.3	3:48:38.0	05:24 min/km	11,08 km/h	Moldova	
6	126	DRAGOS BOSCAN	25- 29 years . Men	3:52:26.7	3:53:42.7	05:30 min/km	10,89 km/h	Moldova	
7	221	AVRICENCO CRISTIAN	25- 29 years . Men	3:54:58.1	3:57:23.8	05:34 min/km	10,77 km/h	Moldova	
8	232	MIHAI BOTNARIUC	25- 29 years . Men	4:05:35.3	4:05:56.4	05:49 min/km	10,30 km/h	Moldova	
9	106	VASILE DUBCEAC	25- 29 years . Men	4:15:24.7	4:16:24.9	06:03 min/km	9,91 km/h	Moldova	
10	241	BALICA RADU	25- 29 years . Men	4:25:50.1	4:26:02.4	06:18 min/km	9,52 km/h	Moldova	
11	113	TUDOR TERNA	25- 29 years . Men	4:26:54.6	4:27:54.0	06:19 min/km	9,48 km/h	Moldova	
12	209	GATMANIUC ALEXANDRU	25- 29 years . Men	4:36:39.6	4:36:59.7	06:33 min/km	9,15 km/h	Moldova	
13	122	CIRNOV ION	25- 29 years . Men	4:39:17.6	4:40:52.3	06:37 min/km	9,06 km/h	Moldova	
14	15	RIBE MARKUS	25- 29 years . Men	4:41:03.2	4:42:51.6	06:39 min/km	9,00 km/h	Norge	

Chisinau big Hearts Marathon 2023 powered by Visa

Result List MF






























AGRa	Bib	Name	AgeGroup1	Personal	Official	Average Pace	Average	Country	Country
15	132	BULARGA MIRCEA	25- 29 years . Men	4:42:14.1	4:43:12.9	06:41 min/km	8,97 km/h	Moldova	
16	65	DRUMEA VASILE	25- 29 years . Men	4:43:59.1	4:44:16.8	06:43 min/km	8,91 km/h	Moldova	
17	190	BERCO DANIIL	25- 29 years . Men	4:56:54.9	5:00:45.1	07:02 min/km	8,52 km/h	Moldova	
18	7	COJOCARU GHEORGHE	25- 29 years . Men	5:01:26.6	5:04:07.6	07:08 min/km	8,39 km/h	Moldova	
19	158	HANCOCK JACOB	25- 29 years . Men	5:17:57.1	5:21:34.2	07:32 min/km	7,96 km/h	United Kingdom	
20	62	SALIM DJIAR	25- 29 years . Men	5:18:07.9	5:20:54.6	07:32 min/km	7,95 km/h	Sverige	
21	103	PANTAZ CONSTANTIN	25- 29 years . Men	5:22:40.0	5:24:41.9	07:38 min/km	7,84 km/h	Moldova	
22	81	MAXIM MARDARI	25- 29 years . Men	5:29:22.2	5:30:01.9	07:48 min/km	7,68 km/h	Moldova	
23	294	GORILA SERGEI	25- 29 years . Men	5:38:11.3	5:41:42.3	08:00 min/km	7,48 km/h	Moldova	
24	205	BEZUSENCO IGOR	25- 29 years . Men	5:38:11.9	5:41:42.6	08:00 min/km	7,48 km/h	Moldova	
25	142	GUNCA ARTUR	25- 29 years . Men	5:38:13.1	5:41:41.9	08:00 min/km	7,48 km/h	Moldova	
26	104	PERSIN IVAN	25- 29 years . Men	5:45:46.4	5:48:11.1	08:11 min/km	7,32 km/h	Moldova	
27	55	PETRU ENACHI	25- 29 years . Men	5:47:50.3	5:48:14.8	08:14 min/km	7,27 km/h	Moldova	
DSQ	248	PANCIUL MIHAI	25- 29 years . Men	1:27:31.8	1:29:02.8	02:04 min/km	28,92 km/h	Moldova	
DNS	77	ANDREI CIOBANU	25- 29 years . Men			min/km	km/h	Moldova	
DNS	162	DANIEL JOSAN	25- 29 years . Men			min/km	km/h	Moldova	
DNS	207	EISERLOH CLĂ%MENT	25- 29 years . Men			min/km	km/h	France	
DNS	228	BOBESCU NICOLAE	25- 29 years . Men			min/km	km/h	Moldova	

30 - 34 years . Men

1	4	GORBUSCO NICOLAI	30 - 34 years . Men	2:42:26.7	2:42:31.4	03:50 min/km	15,58 km/h	Moldova	
2	5	SHVETS VYACHESLAV	30 - 34 years . Men	2:50:21.5	2:50:26.5	04:02 min/km	14,86 km/h	Moldova	
3	107	OLARI VASILE	30 - 34 years . Men	2:56:49.5	2:56:57.8	04:11 min/km	14,31 km/h	Moldova	
4	115	ION BUGA	30 - 34 years . Men	2:58:14.8	2:58:22.2	04:13 min/km	14,20 km/h	Moldova	
5	282	GHEORGHII SARANCIUC	30 - 34 years . Men	2:58:33.3	2:58:38.1	04:13 min/km	14,17 km/h	Moldova	
6	124	POPA IULIAN	30 - 34 years . Men	3:05:15.9	3:05:29.2	04:23 min/km	13,66 km/h	Moldova	
7	92	MACRII DIONIS	30 - 34 years . Men	3:22:05.4	3:22:12.5	04:47 min/km	12,52 km/h	Moldova	
8	235	CLIUCINICOV VICTOR	30 - 34 years . Men	3:33:59.3	3:34:30.3	05:04 min/km	11,83 km/h	Moldova	
9	17	RAILEAN SERGIU	30 - 34 years . Men	3:49:20.6	3:49:30.6	05:26 min/km	11,03 km/h	Moldova	
10	30	ROSIOR CRISTIAN	30 - 34 years . Men	3:49:41.0	3:51:01.6	05:26 min/km	11,02 km/h	Moldova	





























Chisinau big Hearts Marathon 2023 powered by Visa

Result List MF

AGRa	Bib	Name	AgeGroup1	Personal	Official	Average Pace	Average	Country	Country
11	78	MASLOV DENIS	30 - 34 years . Men	3:55:59.5	3:57:48.8	05:35 min/km	10,72 km/h	Moldova	
12	174	SCURTU MIHALI	30 - 34 years . Men	4:02:45.5	4:04:28.1	05:45 min/km	10,42 km/h	Moldova	
13	57	CATALIN TUSCA	30 - 34 years . Men	4:05:09.4	4:08:25.1	05:48 min/km	10,32 km/h	Moldova	
14	165	MIHAI AURELIA	30 - 34 years . Men	4:10:59.7	4:11:27.2	05:56 min/km	10,08 km/h	Moldova	
15	137	CHERTIC BOGDAN	30 - 34 years . Men	4:16:12.4	4:16:25.0	06:04 min/km	9,88 km/h	Romania	
16	227	NIMIRSCHI SERGIU	30 - 34 years . Men	4:16:44.0	4:17:30.3	06:05 min/km	9,86 km/h	Moldova	
17	141	VLASITCHI ALEXANDR	30 - 34 years . Men	4:18:06.7	4:19:37.7	06:07 min/km	9,80 km/h	Moldova	
18	8	IGOR NARTEA	30 - 34 years . Men	4:20:32.8	4:20:40.2	06:10 min/km	9,71 km/h	Moldova	
19	69	CIORNII SERGHEI	30 - 34 years . Men	4:22:37.4	4:23:25.8	06:13 min/km	9,64 km/h	Moldova	
20	185	SERGHEI DRANGOI	30 - 34 years . Men	4:25:43.0	4:27:34.6	06:17 min/km	9,52 km/h	Moldova	
21	36	GRATI ANDREI	30 - 34 years . Men	4:31:39.2	4:33:36.9	06:26 min/km	9,31 km/h	Moldova	
22	173	EVGHENII CULBABA	30 - 34 years . Men	4:37:43.4	4:41:42.8	06:34 min/km	9,11 km/h	Moldova	
23	85	SERGHEI CERNEI	30 - 34 years . Men	4:39:58.0	4:40:20.0	06:38 min/km	9,04 km/h	Moldova	
24	182	FIORANI GIACOMO	30 - 34 years . Men	4:42:05.9	4:44:00.0	06:41 min/km	8,97 km/h	Italia	
25	127	CHIFORISIN ANDREI	30 - 34 years . Men	4:45:35.5	4:46:52.1	06:46 min/km	8,86 km/h	Moldova	
26	129	PAVLO AVDONIN	30 - 34 years . Men	4:52:46.4	4:54:06.8	06:56 min/km	8,64 km/h	Ukrayina	
27	35	GRINI MIHAIL	30 - 34 years . Men	4:53:43.3	4:57:27.5	06:57 min/km	8,61 km/h	Moldova	
28	64	GRECU DAN	30 - 34 years . Men	4:53:57.9	4:54:15.8	06:58 min/km	8,61 km/h	Moldova	
29	84	CIMBIR VICTOR	30 - 34 years . Men	4:57:25.0	4:57:56.2	07:02 min/km	8,51 km/h	Moldova	
30	130	BOCEAROV SERGHEI	30 - 34 years . Men	5:19:05.5	5:21:51.4	07:33 min/km	7,93 km/h	Moldova	
31	189	CALARASAN VITALII	30 - 34 years . Men	5:25:04.6	5:25:17.5	07:42 min/km	7,78 km/h	Moldova	
32	250	CECETOV ALEXANDR	30 - 34 years . Men	5:41:38.5	5:41:59.0	08:05 min/km	7,41 km/h	Moldova	
33	177	SCORICOV IULII	30 - 34 years . Men	5:42:19.7	5:46:27.1	08:06 min/km	7,39 km/h	Moldova	
34	54	CRACAN DAN	30 - 34 years . Men	5:54:36.5	5:57:56.5	08:24 min/km	7,13 km/h	Moldova	
35	225	VILLEGAS DELGADO JUAN	30 - 34 years . Men	5:54:37.6	5:57:56.9	08:24 min/km	7,13 km/h	Colombia	
DSQ	136	CARAUS ALIN	30 - 34 years . Men	1:18:59.6	1:19:53.9	01:52 min/km	32,04 km/h	Moldova	
DNS	51	ALBATOV MAXIM	30 - 34 years . Men			min/km	km/h	Malta	
DNS	119	ANDRIAN GRATII	30 - 34 years . Men			min/km	km/h	Moldova	
DNS	121	POZDNEACOV ANDREI	30 - 34 years . Men			min/km	km/h	Moldova	




























Chisinau big Hearts Marathon 2023 powered by Visa

Result List MF

AGRa	Bib	Name	AgeGroup1	Personal	Official	Average Pace	Average	Country	Country
DNS	164	STUDILOV ROMAN	30 - 34 years . Men			min/km	km/h	Sak'art'velo	
DNS	170	TILINSCHII ILIE	30 - 34 years . Men			min/km	km/h	Moldova	
DNS	253	DOROË~ENCO VICTOR	30 - 34 years . Men			min/km	km/h	Moldova	
35 - 39 years . Men									
1	24	DANILA STEFAN	35 - 39 years . Men	3:09:30.4	3:09:35.9	04:29 min/km	13,35 km/h	Moldova	
2	18	SPORIS VITALIE	35 - 39 years . Men	3:10:13.8	3:10:20.3	04:30 min/km	13,30 km/h	Moldova	
3	219	RYNDA DENIS	35 - 39 years . Men	3:18:28.0	3:18:34.3	04:42 min/km	12,75 km/h	Moldova	
4	154	DEGTEARIOV ARTUR	35 - 39 years . Men	3:22:55.5	3:23:07.7	04:48 min/km	12,47 km/h	Moldova	
5	63	MASLINCOV IURI	35 - 39 years . Men	3:27:11.0	3:28:12.1	04:54 min/km	12,21 km/h	Moldova	
6	26	CEBOTARI ANDREI	35 - 39 years . Men	3:29:08.9	3:29:16.5	04:57 min/km	12,10 km/h	Moldova	
7	296	LEFTER DENIS	35 - 39 years . Men	3:31:13.4	3:32:26.6	05:00 min/km	11,98 km/h	Moldova	
8	290	ANDREI MOGALDEA	35 - 39 years . Men	3:32:27.0	3:33:26.5	05:02 min/km	11,91 km/h	Romania	
9	292	ALEXEI BOTNARI	35 - 39 years . Men	3:41:11.1	3:41:23.6	05:14 min/km	11,44 km/h	Moldova	
10	281	TEPORDEI VLADIMIR	35 - 39 years . Men	3:43:00.8	3:43:25.4	05:17 min/km	11,35 km/h	Moldova	
11	215	Victor Cebanov	35 - 39 years . Men	3:49:27.2	3:49:33.1	05:26 min/km	11,03 km/h	Moldova	
12	125	TCACI NICOLAI	35 - 39 years . Men	3:51:01.6	3:51:32.4	05:28 min/km	10,95 km/h	Moldova	
13	86	GHERMAN ALEXANDRU	35 - 39 years . Men	3:54:34.6	3:56:18.0	05:33 min/km	10,79 km/h	Moldova	
14	149	ROSCA ANATOLIE	35 - 39 years . Men	3:55:12.9	3:55:28.7	05:34 min/km	10,76 km/h	Moldova	
15	152	BAJURA OLEG	35 - 39 years . Men	3:55:57.2	3:56:50.3	05:35 min/km	10,72 km/h	Moldova	
16	56	GAVRILOV VLADIMIR	35 - 39 years . Men	3:58:57.8	4:00:56.9	05:39 min/km	10,59 km/h	Moldova	
17	166	GOLINSKI DMITRI	35 - 39 years . Men	4:01:25.1	4:04:57.8	05:43 min/km	10,48 km/h	Moldova	
18	222	LEAHU OLEG	35 - 39 years . Men	4:08:48.4	4:09:04.8	05:53 min/km	10,17 km/h	Moldova	
19	139	ZINAR IGOR	35 - 39 years . Men	4:12:28.4	4:13:58.4	05:59 min/km	10,02 km/h	Moldova	
20	233	ANDREI URZĂȚCA	35 - 39 years . Men	4:20:24.4	4:20:45.8	06:10 min/km	9,72 km/h	Moldova	
21	275	GUTU EUGENIU	35 - 39 years . Men	4:24:57.1	4:26:15.3	06:16 min/km	9,55 km/h	Moldova	
22	208	BRIND OLIVER	35 - 39 years . Men	4:26:42.0	4:28:40.3	06:19 min/km	9,49 km/h	United Kingdom	
23	138	MUNTEANU SERGIU	35 - 39 years . Men	4:31:07.3	4:32:05.2	06:25 min/km	9,33 km/h	Moldova	
24	19	SIRBU MIHAIL	35 - 39 years . Men	4:39:33.8	4:42:43.7	06:37 min/km	9,05 km/h	Moldova	
25	231	LIUTOV ALEXEI	35 - 39 years . Men	4:40:22.1	4:40:45.5	06:38 min/km	9,02 km/h	Moldova	

Chisinau big Hearts Marathon 2023 powered by Visa

Result List MF





























AGRa	Bib	Name	AgeGroup1	Personal	Official	Average Pace	Average	Country	Country
26	144	GONCEAR ANDREI	35 - 39 years . Men	4:44:13.4	4:44:35.8	06:44 min/km	8,90 km/h	Moldova	
27	191	DRUMEA VLADIMIR	35 - 39 years . Men	4:49:06.4	4:49:22.2	06:51 min/km	8,75 km/h	Moldova	
28	216	ROJCO VICTOR	35 - 39 years . Men	4:51:16.2	4:52:27.2	06:54 min/km	8,69 km/h	Romania	
29	123	IOAN VALENTIN ANTACHE	35 - 39 years . Men	4:52:37.5	4:55:35.8	06:56 min/km	8,65 km/h	Romania	
30	192	ISAC VASILI	35 - 39 years . Men	4:53:08.2	4:54:50.7	06:56 min/km	8,63 km/h	Moldova	
31	283	MAXIM CONOVALOV	35 - 39 years . Men	5:02:20.9	5:06:21.6	07:09 min/km	8,37 km/h	Moldova	
32	97	CORNIENCOV SERGHEI	35 - 39 years . Men	5:03:50.7	5:06:30.6	07:12 min/km	8,33 km/h	Moldova	
33	47	ANDREI IORDAN	35 - 39 years . Men	5:13:52.6	5:15:00.1	07:26 min/km	8,06 km/h	Moldova	
34	79	GOLUBEV ALEXANDR	35 - 39 years . Men	5:14:21.8	5:15:56.8	07:27 min/km	8,05 km/h	Moldova	
35	237	TODORAN IOAN-FLORIN	35 - 39 years . Men	5:16:07.2	5:19:28.2	07:29 min/km	8,00 km/h	Romania	
36	39	MACOVEI MAXIM	35 - 39 years . Men	5:17:24.8	5:21:26.0	07:31 min/km	7,97 km/h	Moldova	
37	134	CIUMAC SERGIU	35 - 39 years . Men	5:19:03.1	5:19:41.0	07:33 min/km	7,93 km/h	Moldova	
38	74	CRUSINSCHI ALEXANDRU	35 - 39 years . Men	5:24:05.9	5:27:43.8	07:40 min/km	7,81 km/h	Moldova	
39	44	GIDILICA ALEXANDR	35 - 39 years . Men	5:26:23.1	5:28:12.3	07:44 min/km	7,75 km/h	Moldova	
40	61	BOCEAROV NICOLAI	35 - 39 years . Men	5:35:46.1	5:36:40.2	07:57 min/km	7,54 km/h	Moldova	
41	27	IVANOV IVANOV	35 - 39 years . Men	5:50:20.0	5:52:27.3	08:18 min/km	7,22 km/h	Moldova	
DSQ	293	SAFER GHENNADI	35 - 39 years . Men	2:28:21.3	2:28:36.1	03:30 min/km	17,06 km/h	Moldova	
DSQ	188	DRUMI ANATOLI	35 - 39 years . Men	2:35:27.8	2:36:57.7	03:41 min/km	16,28 km/h	Moldova	
DNS	9	VALENTIN CATRANJI	35 - 39 years . Men			min/km	km/h	Moldova	
DNS	45	GOREA VICTOR	35 - 39 years . Men			min/km	km/h	Moldova	
DNS	95	ILINCA DANIEL GEORGE	35 - 39 years . Men			min/km	km/h	Romania	
DNS	102	VASILIU VASILE	35 - 39 years . Men			min/km	km/h	Moldova	
DNS	133	BOBOC ION	35 - 39 years . Men			min/km	km/h	Moldova	
DNS	261	JELEASCOV VADIM	35 - 39 years . Men			min/km	km/h	Moldova	
DNS	288	BALUTA VITALII	35 - 39 years . Men			min/km	km/h	Éire	
DNS	291	RACU SERGHEI	35 - 39 years . Men			min/km	km/h	Moldova	
DNS	299	CHEBANOV VICTOR	35 - 39 years . Men			min/km	km/h	Moldova	

40 - 44 years . Men

1	1	GHEORGHITA VITALIE	40 - 44 years . Men	2:38:13.7	2:38:17.4	03:44 min/km	16,00 km/h	Moldova	
---	---	--------------------	---------------------	------------------	------------------	--------------	------------	---------	---



















Chisinau big Hearts Marathon 2023 powered by Visa

Result List MF











AGRa	Bib	Name	AgeGroup1	Personal	Official	Average Pace	Average	Country	Country
2	186	SURUCEANU OLEG	40 - 44 years . Men	3:49:27.6	3:49:58.0	05:26 min/km	11,03 km/h	Moldova	
3	244	ANDERSSON PETTER	40 - 44 years . Men	3:53:49.8	3:54:28.9	05:32 min/km	10,82 km/h	Sverige	
4	270	CAIMACAN SERGHEI	40 - 44 years . Men	3:55:23.8	3:55:31.7	05:34 min/km	10,75 km/h	Moldova	
5	176	TURCAN SERGIU	40 - 44 years . Men	4:00:20.5	4:00:59.9	05:41 min/km	10,53 km/h	Moldova	
6	202	IVASCISIN ALEXANDR	40 - 44 years . Men	4:13:26.0	4:15:08.2	06:00 min/km	9,98 km/h	Moldova	
7	187	TUGULEA VADIM	40 - 44 years . Men	4:21:27.9	4:22:06.5	06:11 min/km	9,68 km/h	Moldova	
8	220	POLOMOSNIH ALEXANDR	40 - 44 years . Men	4:24:08.9	4:26:53.8	06:15 min/km	9,58 km/h	Moldova	
9	16	SERGHEI BABARAICA	40 - 44 years . Men	4:25:55.6	4:27:50.8	06:18 min/km	9,52 km/h	Moldova	
10	230	BULBUK VOLODIMIR	40 - 44 years . Men	4:39:45.0	4:41:03.1	06:37 min/km	9,04 km/h	Ukrayina	
11	49	FYHR LARS	40 - 44 years . Men	4:47:33.4	4:50:20.4	06:48 min/km	8,80 km/h	Danmark	
12	53	PINZARU VLADIMIR	40 - 44 years . Men	4:47:37.8	4:49:59.5	06:49 min/km	8,80 km/h	Moldova	
13	13	ZVEAGHIN IURIE	40 - 44 years . Men	4:51:00.2	4:53:18.4	06:53 min/km	8,69 km/h	Moldova	
14	37	KORZHOV MIKHAIL	40 - 44 years . Men	4:52:25.0	4:54:09.8	06:55 min/km	8,65 km/h	Moldova	
15	247	HOPEN HARALD	40 - 44 years . Men	4:53:08.6	4:56:05.1	06:56 min/km	8,63 km/h	Norge	
16	254	KOLB KRISTOPHER	40 - 44 years . Men	4:53:42.5	4:54:36.8	06:57 min/km	8,61 km/h	United States of	
17	161	SERGHEI COLOMEET	40 - 44 years . Men	4:53:44.5	4:54:06.6	06:57 min/km	8,61 km/h	Moldova	
18	298	MADI AYMAN	40 - 44 years . Men	4:58:10.8	4:58:31.0	07:04 min/km	8,49 km/h	Al Arabiyah as	
19	135	ALEXANDR DMITRENCO	40 - 44 years . Men	5:18:18.1	5:20:09.8	07:32 min/km	7,95 km/h	Moldova	
20	239	AGAFITA CONSTANTIN	40 - 44 years . Men	5:26:31.8	5:29:20.3	07:44 min/km	7,75 km/h	Moldova	
21	259	TOMA CORNELIU	40 - 44 years . Men	5:47:10.6	5:47:25.0	08:13 min/km	7,29 km/h	Romania	
DSQ	157	ZAGORNEANU VICTOR	40 - 44 years . Men	1:26:26.9	1:28:39.4	02:02 min/km	29,28 km/h	Moldova	
DSQ	11	DERDEA EVGHENII	40 - 44 years . Men	1:46:52.7	1:49:07.3	02:31 min/km	23,68 km/h	Moldova	
DSQ	111	GROEGER JULIAN	40 - 44 years . Men	2:03:07.4	2:06:36.8	02:55 min/km	20,56 km/h	Moldova	
DNS	38	NIGARA SERGHEI	40 - 44 years . Men			min/km	km/h	Moldova	
DNS	184	SAPOVAL LEONID	40 - 44 years . Men			min/km	km/h	Moldova	
DNS	277	GUTSAGA ALEX	40 - 44 years . Men			min/km	km/h	Moldova	
45 - 49 years . Men									
1	6	PITICA EVGHENII	45 - 49 years . Men	2:55:31.8	2:55:36.8	04:09 min/km	14,42 km/h	Moldova	
2	279	COVALENCO ANDREI	45 - 49 years . Men	3:37:49.9	3:38:13.1	05:09 min/km	11,62 km/h	Moldova	

Chisinau big Hearts Marathon 2023 powered by Visa

Result List MF






AGRa	Bib	Name	AgeGroup1	Personal	Official	Average Pace	Average	Country	Country
3	10	PERJAN VICTOR	45 - 49 years . Men	3:47:42.0	3:47:48.2	05:23 min/km	11,11 km/h	Moldova	
4	159	GRADINARU CONSTANTIN	45 - 49 years . Men	3:57:35.2	3:58:23.8	05:37 min/km	10,65 km/h	Romania	
5	28	ZVARYCHUK MYROSLAV	45 - 49 years . Men	3:58:08.2	3:58:28.7	05:38 min/km	10,63 km/h	Moldova	
6	58	CHICU VALENTIN	45 - 49 years . Men	3:59:54.5	4:00:01.5	05:41 min/km	10,55 km/h	Moldova	
7	266	RADU MOISEI	45 - 49 years . Men	4:02:35.0	4:03:00.4	05:44 min/km	10,43 km/h	Moldova	
8	178	ION MARGINEANU	45 - 49 years . Men	4:05:22.3	4:06:23.6	05:48 min/km	10,31 km/h	Moldova	
9	234	CEBAN VITALIE	45 - 49 years . Men	4:22:56.1	4:26:26.4	06:13 min/km	9,62 km/h	Moldova	
10	118	MEREACRE ION	45 - 49 years . Men	4:27:42.5	4:29:48.2	06:20 min/km	9,45 km/h	Moldova	
11	128	CICU TOMA	45 - 49 years . Men	4:40:38.5	4:42:07.2	06:39 min/km	9,02 km/h	Moldova	
12	297	SIEGRIST FREDY	45 - 49 years . Men	4:53:29.6	4:53:39.0	06:57 min/km	8,62 km/h	Srbija	
13	75	CONAR VALENTIN	45 - 49 years . Men	4:59:42.8	5:02:54.0	07:06 min/km	8,44 km/h	Moldova	
14	175	RAPOPORT BORIS	45 - 49 years . Men	5:03:04.8	5:05:27.0	07:10 min/km	8,35 km/h	Moldova	
15	200	RACILA VEACESLAV	45 - 49 years . Men	5:24:12.0	5:25:03.6	07:41 min/km	7,80 km/h	Moldova	
16	195	BATA BATA VIOREL	45 - 49 years . Men	5:48:29.4	5:50:44.8	08:15 min/km	7,26 km/h	Moldova	
DNS	31	COJOCARU LAURENTIU	45 - 49 years . Men			min/km	km/h	Moldova	
DNS	196	COTOROBAI PETRU	45 - 49 years . Men			min/km	km/h	Romania	
DNS	226	LARSON KATHERINE	45 - 49 years . Men			min/km	km/h	United States of	
DNS	268	CATRANGIU VALERIAN	45 - 49 years . Men			min/km	km/h	Moldova	

50 - 54 years . Men




1	224	IVANCENCO OLEG	50 - 54 years . Men	3:02:04.9	3:02:12.9	04:18 min/km	13,90 km/h	Moldova	
2	33	RUDIC ALEXANDRU	50 - 54 years . Men	3:06:02.9	3:06:19.3	04:24 min/km	13,60 km/h	Moldova	
3	12	ROSSMANN HAGEN	50 - 54 years . Men	3:19:48.7	3:20:15.5	04:44 min/km	12,67 km/h	Deutschland	
4	88	SELARU VASILE	50 - 54 years . Men	3:22:25.0	3:22:35.8	04:47 min/km	12,50 km/h	Moldova	
5	213	MCGOVERN GARRY	50 - 54 years . Men	3:40:26.0	3:40:36.9	05:13 min/km	11,48 km/h	Éire	
6	238	ANGEBY MARTIN	50 - 54 years . Men	4:08:35.1	4:10:16.6	05:53 min/km	10,18 km/h	Moldova	
7	89	BEICU OCTAVIAN	50 - 54 years . Men	4:15:21.5	4:16:01.8	06:03 min/km	9,91 km/h	Moldova	
8	155	BARTEAN VICTOR	50 - 54 years . Men	4:25:07.9	4:25:16.3	06:17 min/km	9,54 km/h	Moldova	
9	147	AFTENIUC ALEXANDR	50 - 54 years . Men	4:27:59.4	4:31:21.3	06:21 min/km	9,44 km/h	Moldova	
10	94	MIRON VIOREL	50 - 54 years . Men	4:33:56.4	4:36:30.9	06:29 min/km	9,24 km/h	Moldova	

Chisinau big Hearts Marathon 2023 powered by Visa









Result List MF

AGRa	Bib	Name	AgeGroup1	Personal	Official	Average Pace	Average	Country	Country
11	73	DANUT CERNAT	50 - 54 years . Men	4:49:53.7	4:50:20.3	06:52 min/km	8,73 km/h	Romania	
12	267	GAARD RIKKE	50 - 54 years . Men	4:50:05.4	4:52:32.7	06:52 min/km	8,72 km/h	Danmark	
13	163	OLEG JIDOBIN	50 - 54 years . Men	5:27:07.6	5:29:14.2	07:45 min/km	7,73 km/h	Moldova	
14	218	VLADIMIR MARDARI	50 - 54 years . Men	5:29:22.9	5:30:02.3	07:48 min/km	7,68 km/h	Moldova	
DSQ	262	NEDELCO DENIS	50 - 54 years . Men	1:02:36.0	1:03:24.0	01:29 min/km	40,44 km/h	Moldova	




55 -59 years . Men

1	256	HEILBOCK JURGEN	55 -59 years . Men	4:14:32.9	4:15:21.0	06:01 min/km	9,94 km/h	Deutschland	
DNS	255	PRUDIL PAVEL	55 -59 years . Men			min/km	km/h	Ceska Republika	
DNS	286	GAVRIANI PAUL	55 -59 years . Men			min/km	km/h	United States of	


60 - 64 years . Men

1	278	TOAL STEPHEN	60 - 64 years . Men	3:43:16.9	3:43:29.8	05:17 min/km	11,33 km/h	Norge	
2	112	BREHE MICHAEL	60 - 64 years . Men	3:58:39.8	4:00:14.0	05:39 min/km	10,60 km/h	Deutschland	
3	260	OLEG DOMBROVSKI	60 - 64 years . Men	4:04:50.7	4:05:01.6	05:48 min/km	10,34 km/h	Moldova	
4	20	MATCOVSCHI VASILE	60 - 64 years . Men	4:05:44.9	4:05:51.3	05:49 min/km	10,30 km/h	Moldova	
5	60	MELINTE IURIE	60 - 64 years . Men	4:11:57.4	4:13:23.5	05:58 min/km	10,04 km/h	Moldova	
6	48	BURKE JOSEPH	60 - 64 years . Men	5:38:34.1	5:41:50.8	08:01 min/km	7,47 km/h	Moldova	
DSQ	172	PENKA WOLFGANG	60 - 64 years . Men	2:30:25.7	2:31:07.0	03:33 min/km	16,82 km/h	Moldova	
DNS	14	HINDSON TERRY	60 - 64 years . Men			min/km	km/h	Éire	

65 - 69 years . Men

1	198	ION STATI	65 - 69 years . Men	4:27:38.2	4:29:29.6	06:20 min/km	9,45 km/h	Moldova	
2	109	WESTERBACK HANS	65 - 69 years . Men	5:57:31.8	5:59:40.9	08:28 min/km	7,08 km/h	Sverige	
DNS	83	KUZNETSOV ANATOLY	65 - 69 years . Men			min/km	km/h	United States of	





















70 - 74 years . Men

1	211	SANCHES EDSON L.	70 - 74 years . Men	5:19:46.0	5:21:15.3	07:34 min/km	7,91 km/h	United States of	
---	-----	------------------	---------------------	------------------	------------------	--------------	-----------	------------------	---

W


Chisinau big Hearts Marathon 2023 powered by Visa

Result List MF





AGRa	Bib	Name	AgeGroup1	Personal	Official	Average Pace	Average	Country	Country
1	295	Petakova Samanta		5:29:58.9	5:33:31.0	07:49 min/km	7,67 km/h	Moldova	
14 -19 years . Women									
1	100	LOCKWOOD ANITA	14 -19 years . Women	4:48:00.4	4:50:53.3	06:49 min/km	8,79 km/h	United States of	
25 - 29 years . Women									
1	183	CRISTINA DANILA	25 - 29 years . Women	4:39:58.6	4:40:19.7	06:38 min/km	9,04 km/h	Moldova	
DSQ	181	GUMUCIO JESSICA	25 - 29 years . Women	1:20:51.1	1:24:29.7	01:54 min/km	31,31 km/h	United States of	
DNS	271	OROZOVA JAZGUL	25 - 29 years . Women			min/km	km/h	Moldova	
30 - 34 years . Women									
1	214	EBNER SABINE	30 - 34 years . Women	4:17:08.9	4:19:45.4	06:05 min/km	9,84 km/h	Österreich	
2	145	BEZIAZICINAIA ELENA	30 - 34 years . Women	4:36:19.7	4:39:06.2	06:32 min/km	9,16 km/h	Moldova	
3	236	VĂŢSOĂŢKAIA LINA	30 - 34 years . Women	5:22:20.5	5:26:04.0	07:38 min/km	7,85 km/h	Moldova	
DNF	257	NOVAK ALEXANDRA	30 - 34 years . Women			min/km	km/h	Moldova	
35 - 39 years . Women									
1	204	CURBASOV NATALIA	35 - 39 years . Women	3:47:37.5	3:48:08.8	05:23 min/km	11,12 km/h	Moldova	
2	93	KOMLEVA ANASTASIA	35 - 39 years . Women	3:47:38.9	3:48:31.2	05:23 min/km	11,12 km/h	Moldova	
3	197	VELS LISANNE	35 - 39 years . Women	4:15:09.6	4:15:35.2	06:02 min/km	9,92 km/h	Nederland/Holland	
4	167	GITEMULTE NELLY	35 - 39 years . Women	4:25:38.0	4:26:29.2	06:17 min/km	9,53 km/h	Moldova	
5	114	SAVOSCHINA DIANA	35 - 39 years . Women	5:22:31.4	5:23:23.1	07:38 min/km	7,84 km/h	Moldova	
DNS	80	BLAJA RODICA	35 - 39 years . Women			min/km	km/h	Moldova	
DNS	140	COVALCIUC ELENA	35 - 39 years . Women			min/km	km/h	Moldova	
40 - 44 years . Women									
1	2	SACARA ZINAIDA	40 - 44 years . Women	3:13:17.5	3:13:22.0	04:34 min/km	13,09 km/h	Moldova	
2	3	CRETU ELENA	40 - 44 years . Women	3:24:01.3	3:24:06.2	04:50 min/km	12,40 km/h	Moldova	
3	32	Virlan LILIANA	40 - 44 years . Women	4:00:37.0	4:02:04.1	05:42 min/km	10,52 km/h	Moldova	
4	87	PERCIC VICTORIA	40 - 44 years . Women	4:26:36.5	4:28:17.8	06:19 min/km	9,49 km/h	Moldova	

Chisinau big Hearts Marathon 2023 powered by Visa


Result List MF

AGRa	Bib	Name	AgeGroup1	Personal	Official	Average Pace	Average	Country	Country
5	110	NICOLIUC ALEXANDRA	40 - 44 years . Women	5:02:41.7	5:02:53.0	07:10 min/km	8,36 km/h	Moldova	

45 - 49 years . Women

1	105	SODERAMARK FRIDA	45 - 49 years . Women	3:13:36.0	3:13:40.5	04:35 min/km	13,07 km/h	Sverige	
2	285	ANTIPINA OXANA	45 - 49 years . Women	3:40:15.9	3:40:22.9	05:13 min/km	11,49 km/h	Moldova	
3	210	KUZMINA ALEXANDRA	45 - 49 years . Women	5:08:07.9	5:11:04.5	07:18 min/km	8,21 km/h	Rossiya	
4	131	SEREZHNIKOVA OLGA	45 - 49 years . Women	5:15:29.4	5:17:43.0	07:28 min/km	8,02 km/h	Rossiya	

















55 - 59 years . Women

1	212	DUBOIS YVONNE	55 - 59 years . Women	4:40:19.3	4:40:31.0	06:38 min/km	9,03 km/h	United States of	
---	-----	---------------	-----------------------	------------------	------------------	--------------	-----------	------------------	---

Half - Marathon 21km by Petrom





























m

14 - 19 years . Men

1	1050	CRISTIAN BETIVU	14 - 19 years . Men	1:38:21.2	1:38:38.2	04:39 min/km	12,87 km/h	Moldova	
2	1209	GRADINARU DORIN	14 - 19 years . Men	1:43:09.9	1:44:04.7	04:53 min/km	12,26 km/h	Moldova	
3	1272	MIHAIL VOLOSHIN	14 - 19 years . Men	1:44:06.7	1:44:18.6	04:56 min/km	12,15 km/h	Romania	
4	1290	ROTARU VICTOR	14 - 19 years . Men	1:45:48.0	1:46:00.3	05:00 min/km	11,96 km/h	Moldova	
5	1392	COTOROBAI MARIUS	14 - 19 years . Men	1:47:04.1	1:47:10.0	05:04 min/km	11,82 km/h	Romania	
6	1409	LUNGU SERGIU	14 - 19 years . Men	1:48:12.0	1:48:20.8	05:07 min/km	11,69 km/h	Moldova	
7	1538	TERNA ALEXEI JR.	14 - 19 years . Men	1:53:47.6	1:55:58.6	05:23 min/km	11,12 km/h	Moldova	
8	1351	CRETU ION JR.	14 - 19 years . Men	1:56:06.2	1:56:13.9	05:30 min/km	10,90 km/h	Moldova	
9	1018	DMITRENCO NICHITA	14 - 19 years . Men	1:58:24.6	2:00:14.1	05:36 min/km	10,69 km/h	Moldova	
10	1235	BULARGA EDUARD	14 - 19 years . Men	2:00:20.5	2:01:18.5	05:42 min/km	10,51 km/h	Moldova	
11	1092	DIMITRIUC ARTIOM	14 - 19 years . Men	2:08:33.7	2:10:11.0	06:05 min/km	9,84 km/h	Moldova	
12	1010	CHIRIAC ION	14 - 19 years . Men	2:10:54.2	2:11:38.1	06:12 min/km	9,66 km/h	Moldova	
13	1402	POGOR MIHA MATEI	14 - 19 years . Men	2:14:57.8	2:15:51.2	06:23 min/km	9,37 km/h	Moldova	
14	1444	BOUARU EDWARD	14 - 19 years . Men	2:18:25.5	2:20:33.0	06:33 min/km	9,14 km/h	Moldova	
15	1383	OALA VLAD	14 - 19 years . Men	2:24:07.4	2:28:12.6	06:49 min/km	8,78 km/h	Moldova	
16	1604	TUDOR CEBOTARENCO	14 - 19 years . Men	2:31:58.0	2:35:46.6	07:12 min/km	8,32 km/h	Moldova	
























Chisinau big Hearts Marathon 2023 powered by Visa

Result List MF






AGRa	Bib	Name	AgeGroup1	Personal	Official	Average Pace	Average	Country	Country
17	1293	PREATCA ARTIOM	14 - 19 years . Men	2:33:40.2	2:35:57.4	07:17 min/km	8,23 km/h	Moldova	
18	1080	MAXIMILIAN ICHIM	14 - 19 years . Men	2:35:35.0	2:36:12.1	07:22 min/km	8,13 km/h	Romania	
DNS	1055	SEVRIUCOV ARTIOM	14 - 19 years . Men			min/km	km/h	Moldova	
20 - 24 years . Men									
1	1002	NICOLAE PAVLENCO	20 - 24 years . Men	1:14:07.8	1:14:11.3	03:30 min/km	17,07 km/h	Moldova	
2	1469	POPA TUDOR	20 - 24 years . Men	1:25:22.9	1:25:27.3	04:02 min/km	14,82 km/h	Moldova	
3	1483	ERMURACHI IGOR	20 - 24 years . Men	1:38:00.8	1:39:59.3	04:38 min/km	12,91 km/h	Moldova	
4	1344	BIGOT JULES	20 - 24 years . Men	1:38:20.4	1:39:05.1	04:39 min/km	12,87 km/h	Moldova	
5	1129	RUSSU VLADIMIR	20 - 24 years . Men	1:39:17.4	1:39:30.6	04:42 min/km	12,74 km/h	Moldova	
6	1470	NOVIKOV SERGHEI	20 - 24 years . Men	1:41:16.4	1:41:31.6	04:48 min/km	12,49 km/h	Moldova	
7	1635	DUCA DORIN	20 - 24 years . Men	1:41:38.0	1:41:46.1	04:49 min/km	12,45 km/h	Moldova	
8	1519	GHERGHELIJU PETRU	20 - 24 years . Men	1:44:49.2	1:45:15.5	04:58 min/km	12,07 km/h	Moldova	
9	1675	CEBOTARI DANIEL	20 - 24 years . Men	1:46:15.8	1:47:31.8	05:02 min/km	11,91 km/h	Moldova	
10	1429	USURELU CRISTIAN	20 - 24 years . Men	1:50:39.8	1:53:29.0	05:14 min/km	11,43 km/h	Moldova	
11	1281	GHELAN ROBERT	20 - 24 years . Men	1:53:22.2	1:53:28.8	05:22 min/km	11,16 km/h	Moldova	
12	1289	NICOLAE DRAGUTAN	20 - 24 years . Men	1:53:42.1	1:53:53.2	05:23 min/km	11,13 km/h	Moldova	
13	1401	FOSA IULIAN	20 - 24 years . Men	1:57:47.2	1:59:31.1	05:34 min/km	10,74 km/h	Moldova	
14	1547	SAMSON OCTAVIAN	20 - 24 years . Men	1:58:42.2	1:58:46.2	05:37 min/km	10,66 km/h	Moldova	
15	1226	VORONETCHI IGOR	20 - 24 years . Men	2:00:37.6	2:03:17.0	05:43 min/km	10,49 km/h	Moldova	
16	1287	BOJENCO ALEXEI	20 - 24 years . Men	2:01:17.9	2:01:52.6	05:44 min/km	10,43 km/h	Moldova	
17	1308	CALMATUI VLAD	20 - 24 years . Men	2:01:20.7	2:02:15.3	05:45 min/km	10,43 km/h	Moldova	
18	1159	IZBAS RUSLAN	20 - 24 years . Men	2:01:41.5	2:03:27.5	05:46 min/km	10,40 km/h	Moldova	
19	1213	BINZARI CATALIN	20 - 24 years . Men	2:01:57.3	2:02:48.9	05:46 min/km	10,37 km/h	Moldova	
20	1094	MINA MANOLI	20 - 24 years . Men	2:02:09.0	2:03:10.2	05:47 min/km	10,36 km/h	Moldova	
21	1551	ZELENIUC VLADISLAV	20 - 24 years . Men	2:03:23.1	2:06:50.1	05:50 min/km	10,25 km/h	Moldova	
22	1617	MANOLACHE LUCIAN	20 - 24 years . Men	2:03:56.1	2:06:37.2	05:52 min/km	10,21 km/h	Romania	
23	1048	ION CROITORU	20 - 24 years . Men	2:04:59.0	2:05:24.9	05:55 min/km	10,12 km/h	Moldova	
24	1500	CIORICI CATALIN	20 - 24 years . Men	2:05:16.6	2:08:06.7	05:56 min/km	10,10 km/h	Moldova	
25	1218	MOISEI LIVIU	20 - 24 years . Men	2:05:18.5	2:05:57.1	05:56 min/km	10,10 km/h	Moldova	

Chisinau big Hearts Marathon 2023 powered by Visa

Result List MF






























AGRa	Bib	Name	AgeGroup1	Personal	Official	Average Pace	Average	Country	Country
26	1353	POTEHIN GLEB	20 - 24 years . Men	2:10:10.0	2:10:45.3	06:10 min/km	9,72 km/h	Moldova	
27	1236	BEJAN VEACESLAV	20 - 24 years . Men	2:12:23.3	2:12:33.4	06:16 min/km	9,56 km/h	Moldova	
28	1206	EMILIAN BUDU	20 - 24 years . Men	2:13:04.5	2:16:34.1	06:18 min/km	9,51 km/h	Moldova	
29	1120	DANIEL SONTU	20 - 24 years . Men	2:14:41.2	2:15:17.2	06:23 min/km	9,39 km/h	Moldova	
30	1466	DEMENCO EDUARD	20 - 24 years . Men	2:21:55.6	2:25:53.4	06:43 min/km	8,91 km/h	Moldova	
31	1698	HMELI ARTIOM	20 - 24 years . Men	2:22:12.4	2:25:23.8	06:44 min/km	8,90 km/h	Moldova	
32	1375	CARAUSH OLEG	20 - 24 years . Men	2:24:11.0	2:25:10.2	06:50 min/km	8,77 km/h	Moldova	
33	1199	CHIRIAC CRISTIAN	20 - 24 years . Men	2:25:30.4	2:27:04.2	06:53 min/km	8,69 km/h	Moldova	
34	1019	CIUMAC ALEXEI	20 - 24 years . Men	2:29:45.6	2:32:45.8	07:05 min/km	8,45 km/h	Moldova	
35	1338	VADIM GORBATENICHII	20 - 24 years . Men	2:37:26.8	2:38:44.1	07:27 min/km	8,03 km/h	Moldova	
36	1565	GUSCIUC MAXIM	20 - 24 years . Men	2:38:37.8	2:41:13.7	07:31 min/km	7,97 km/h	Moldova	
37	1187	MOROSAN ION	20 - 24 years . Men	2:47:38.0	2:49:22.2	07:56 min/km	7,55 km/h	Moldova	
38	1029	COJOCARI DUMITRU	20 - 24 years . Men	2:48:19.3	2:52:21.9	07:58 min/km	7,52 km/h	Moldova	
39	1568	CALINCOV NICOLAI	20 - 24 years . Men	3:00:00.7	3:00:55.6	08:31 min/km	7,03 km/h	Moldova	
40	1556	VLADISLAV ODAI	20 - 24 years . Men	3:00:17.5	3:02:05.8	08:32 min/km	7,02 km/h	Moldova	
DSQ	1132	COJOCARU LILIAN	20 - 24 years . Men	0:57:31.6	1:01:07.6	02:43 min/km	22,00 km/h	Moldova	
DNF	1456	FRIMU ARTUR	20 - 24 years . Men			min/km	km/h	Moldova	
DNF	1526	BESLEAGA PETRU	20 - 24 years . Men			min/km	km/h	Moldova	
DNS	1063	KAZAVCHYNSKY OLEKSIY	20 - 24 years . Men			min/km	km/h	Ukrayina	
DNS	1128	LUCIAN VASILE	20 - 24 years . Men			min/km	km/h	Romania	
DNS	1279	CONOPLIOV VICTOR	20 - 24 years . Men			min/km	km/h	Moldova	
DNS	1573	SCHIOPU OLIVIU	20 - 24 years . Men			min/km	km/h	Moldova	
DNS	1575	VACALIUC MAXIM	20 - 24 years . Men			min/km	km/h	Moldova	

25- 29 years . Men

1	1005	BUZULAN GHEORGHE	25- 29 years . Men	1:12:14.4	1:12:18.3	03:25 min/km	17,52 km/h	Moldova	
2	1091	NOVOSIOLOV ANDREI	25- 29 years . Men	1:23:13.5	1:23:20.3	03:56 min/km	15,20 km/h	Moldova	
3	1165	CEBOTARI RADU	25- 29 years . Men	1:26:03.4	1:26:09.1	04:04 min/km	14,70 km/h	Moldova	
4	1057	SAVELIEV ARTUR	25- 29 years . Men	1:28:50.7	1:28:58.6	04:12 min/km	14,24 km/h	Moldova	
5	1085	NICOLAI SEVCENCO	25- 29 years . Men	1:33:19.5	1:35:24.6	04:25 min/km	13,56 km/h	Moldova	






























Chisinau big Hearts Marathon 2023 powered by Visa

Result List MF

AGRa	Bib	Name	AgeGroup1	Personal	Official	Average Pace	Average	Country	Country
6	1058	SOCHIRCA MIHAI	25- 29 years . Men	1:34:43.0	1:34:48.7	04:29 min/km	13,36 km/h	Moldova	
7	1171	BAJUREAN VADIM	25- 29 years . Men	1:38:48.9	1:39:16.0	04:41 min/km	12,80 km/h	Moldova	
8	1203	FILIP VLAD	25- 29 years . Men	1:40:50.8	1:41:04.1	04:46 min/km	12,55 km/h	Moldova	
9	1628	BOZBEI VEACESLAV	25- 29 years . Men	1:41:48.3	1:42:11.0	04:49 min/km	12,43 km/h	Moldova	
10	1530	DULUËȘA CRISTI	25- 29 years . Men	1:44:23.7	1:47:41.6	04:56 min/km	12,12 km/h	Moldova	
11	1697	BEJENARI DUMITRU	25- 29 years . Men	1:45:07.3	1:45:47.9	04:58 min/km	12,04 km/h	Moldova	
12	1233	RUSU ALEXANDRU	25- 29 years . Men	1:45:32.2	1:46:06.2	05:00 min/km	11,99 km/h	Moldova	
13	1447	ZAPLITNĂȚI NICHITA	25- 29 years . Men	1:48:12.5	1:50:25.2	05:07 min/km	11,69 km/h	Moldova	
14	1661	NICOLAI FRANGU	25- 29 years . Men	1:48:57.8	1:49:28.5	05:09 min/km	11,61 km/h	Moldova	
15	1510	SIMIONOV VASILE	25- 29 years . Men	1:49:19.0	1:50:48.8	05:10 min/km	11,57 km/h	Moldova	
16	1359	ION GULEI	25- 29 years . Men	1:49:48.3	1:49:56.1	05:12 min/km	11,52 km/h	Moldova	
17	1144	GORDUZ DANIEL	25- 29 years . Men	1:50:45.8	1:51:49.9	05:15 min/km	11,42 km/h	Moldova	
18	1663	DANIEL ABASOV	25- 29 years . Men	1:52:16.0	1:55:59.8	05:19 min/km	11,27 km/h	Moldova	
19	1047	GALERU SERGIU	25- 29 years . Men	1:52:54.0	1:53:22.9	05:21 min/km	11,21 km/h	Moldova	
20	1369	ELADII VADIM	25- 29 years . Men	1:54:35.5	1:54:41.4	05:25 min/km	11,04 km/h	Moldova	
21	1183	MURA ALEXANDRU	25- 29 years . Men	1:55:50.6	1:57:45.0	05:29 min/km	10,92 km/h	Moldova	
22	1155	TIMOSCOV SPARTAC	25- 29 years . Men	1:56:52.7	1:57:06.6	05:32 min/km	10,83 km/h	Moldova	
23	1557	OTEL VADIM	25- 29 years . Men	1:58:14.2	1:59:10.9	05:36 min/km	10,70 km/h	Moldova	
24	1585	ROTARI TIMUR	25- 29 years . Men	1:58:41.3	1:59:08.6	05:37 min/km	10,66 km/h	Moldova	
25	1070	STUPACOVSCII NICHITA	25- 29 years . Men	1:59:37.7	2:01:55.1	05:40 min/km	10,58 km/h	Moldova	
26	1487	ZAICA CONSTANTIN	25- 29 years . Men	2:00:05.4	2:03:09.4	05:41 min/km	10,54 km/h	Moldova	
27	1422	HERBERT RAOUL	25- 29 years . Men	2:00:20.1	2:03:42.0	05:42 min/km	10,51 km/h	Moldova	
28	1307	PARMACLII IVAN	25- 29 years . Men	2:01:00.4	2:02:39.9	05:44 min/km	10,46 km/h	Moldova	
29	1220	PANTELEEV ALEXANDR	25- 29 years . Men	2:01:23.5	2:04:02.5	05:45 min/km	10,42 km/h	Moldova	
30	1572	ZINOVEI NICANOR	25- 29 years . Men	2:01:34.9	2:01:41.7	05:45 min/km	10,41 km/h	Moldova	
31	1188	BACIU ANATOLIE	25- 29 years . Men	2:01:39.6	2:01:59.0	05:46 min/km	10,40 km/h	Moldova	
32	1384	LUCAS OCTAVIAN	25- 29 years . Men	2:02:38.5	2:04:01.6	05:48 min/km	10,32 km/h	Moldova	
33	1152	ANDRES GHEORGHE	25- 29 years . Men	2:04:31.5	2:05:33.3	05:54 min/km	10,16 km/h	Moldova	
34	1623	HOLODNIC MIHAI	25- 29 years . Men	2:07:11.4	2:08:11.1	06:01 min/km	9,95 km/h	Moldova	




























Chisinau big Hearts Marathon 2023 powered by Visa

Result List MF

AGRa	Bib	Name	AgeGroup1	Personal	Official	Average Pace	Average	Country	Country
35	1328	ION GLADCHII	25- 29 years . Men	2:07:34.8	2:11:42.1	06:02 min/km	9,92 km/h	Moldova	
36	1265	CEBAN CRISTIAN	25- 29 years . Men	2:07:38.7	2:09:24.3	06:03 min/km	9,91 km/h	Moldova	
37	1548	BABKIN IVAN	25- 29 years . Men	2:08:07.9	2:09:52.9	06:04 min/km	9,87 km/h	Moldova	
38	1219	BARGAN MIHAI	25- 29 years . Men	2:09:48.1	2:12:17.0	06:09 min/km	9,75 km/h	Moldova	
39	1167	CIJ VLADIMIR	25- 29 years . Men	2:11:56.1	2:12:56.5	06:15 min/km	9,59 km/h	Moldova	
40	1553	POSTOLACHI OLEG	25- 29 years . Men	2:12:23.9	2:16:21.4	06:16 min/km	9,56 km/h	Moldova	
41	1334	LOSCININ ALEXANDRU	25- 29 years . Men	2:12:39.9	2:15:03.1	06:17 min/km	9,54 km/h	Moldova	
42	1542	FISHER MAX	25- 29 years . Men	2:12:52.1	2:15:26.3	06:17 min/km	9,52 km/h	United Kingdom	
43	1185	ION SEREMET	25- 29 years . Men	2:13:08.0	2:13:51.0	06:18 min/km	9,50 km/h	Moldova	
44	1413	GHEORGHE BALAN	25- 29 years . Men	2:14:32.4	2:15:16.9	06:22 min/km	9,40 km/h	Moldova	
45	1435	VIRLAN MAXIM	25- 29 years . Men	2:15:17.5	2:16:00.8	06:24 min/km	9,35 km/h	Moldova	
46	1283	VLAH DUMITRU	25- 29 years . Men	2:15:46.3	2:18:46.9	06:26 min/km	9,32 km/h	Moldova	
47	1263	SARNACKA MARLENA	25- 29 years . Men	2:16:18.5	2:19:40.8	06:27 min/km	9,28 km/h	Moldova	
48	1275	CURECHERU TUDOR	25- 29 years . Men	2:16:40.9	2:20:35.3	06:28 min/km	9,26 km/h	Moldova	
49	1457	QASSEM AMIR	25- 29 years . Men	2:17:46.3	2:18:45.3	06:31 min/km	9,18 km/h	Filastin	
50	1488	RENCHERZ SERGHEI	25- 29 years . Men	2:17:55.9	2:18:29.6	06:32 min/km	9,17 km/h	Moldova	
51	1278	DIOMIN EVGHENII	25- 29 years . Men	2:18:23.8	2:20:42.0	06:33 min/km	9,14 km/h	Moldova	
52	1455	PRICOP ALEXANDRU	25- 29 years . Men	2:19:36.6	2:22:29.1	06:37 min/km	9,06 km/h	Moldova	
53	1093	ZACODONET IVAN	25- 29 years . Men	2:19:47.2	2:22:45.5	06:37 min/km	9,05 km/h	Moldova	
54	1176	CHITANU MIHAI	25- 29 years . Men	2:20:22.9	2:23:45.7	06:39 min/km	9,01 km/h	Moldova	
55	1046	CVASCIUC MIHAI	25- 29 years . Men	2:20:27.7	2:22:43.3	06:39 min/km	9,01 km/h	Romania	
56	1277	SURIN SERGHEI	25- 29 years . Men	2:20:33.4	2:21:25.0	06:39 min/km	9,00 km/h	Moldova	
57	1650	GHENIEȘA ANDREI	25- 29 years . Men	2:20:38.6	2:22:45.0	06:39 min/km	9,00 km/h	Moldova	
58	1014	VLADIMIR DANUTA	25- 29 years . Men	2:20:43.3	2:21:09.9	06:40 min/km	8,99 km/h	Moldova	
59	1489	VASILE DEVIZA	25- 29 years . Men	2:21:12.5	2:22:16.7	06:41 min/km	8,96 km/h	Moldova	
60	1605	BURBULEA VASILE	25- 29 years . Men	2:22:39.9	2:23:29.2	06:45 min/km	8,87 km/h	Moldova	
61	1115	BAHNA VICTOR	25- 29 years . Men	2:23:39.7	2:27:19.7	06:48 min/km	8,81 km/h	Moldova	
62	1276	CERNOMOREȘ ALEXANDRU	25- 29 years . Men	2:25:44.2	2:29:45.7	06:54 min/km	8,68 km/h	Moldova	
63	1104	CRUDU ALEXEI	25- 29 years . Men	2:27:34.8	2:30:16.4	06:59 min/km	8,57 km/h	Moldova	

Chisinau big Hearts Marathon 2023 powered by Visa

Result List MF






























AGRa	Bib	Name	AgeGroup1	Personal	Official	Average Pace	Average	Country	Country
64	1150	MURZAC VLADIMIR	25- 29 years . Men	2:28:03.2	2:30:24.4	07:01 min/km	8,54 km/h	Moldova	
65	1678	REVENCO EVGHENII	25- 29 years . Men	2:29:19.6	2:32:12.2	07:04 min/km	8,47 km/h	Moldova	
66	1127	ZINKOVSKII EVGENII	25- 29 years . Men	2:29:38.4	2:31:28.2	07:05 min/km	8,45 km/h	Moldova	
67	1659	IUSIUMBELI VLADISLAV	25- 29 years . Men	2:30:38.0	2:31:00.8	07:08 min/km	8,40 km/h	Moldova	
68	1243	SCHIOPU MIHAIL	25- 29 years . Men	2:30:44.5	2:32:29.6	07:08 min/km	8,39 km/h	Moldova	
69	1336	CRISTALOV MARC	25- 29 years . Men	2:32:46.4	2:33:09.4	07:14 min/km	8,28 km/h	Moldova	
70	1394	RADU ANDREI	25- 29 years . Men	2:33:02.5	2:35:38.9	07:15 min/km	8,27 km/h	Moldova	
71	1657	VITALIE GOTONOAGA	25- 29 years . Men	2:33:55.0	2:36:22.7	07:17 min/km	8,22 km/h	Moldova	
72	1161	CAZACLIU LIVIU	25- 29 years . Men	2:34:12.8	2:38:26.1	07:18 min/km	8,20 km/h	Moldova	
73	1119	MONS PETER	25- 29 years . Men	2:36:20.8	2:39:17.6	07:24 min/km	8,09 km/h	Latvija	
74	1347	ROTARI ARTIOM	25- 29 years . Men	2:40:32.9	2:42:51.1	07:36 min/km	7,88 km/h	Moldova	
75	1600	MANGILI ALBERTO	25- 29 years . Men	2:42:06.9	2:43:37.9	07:41 min/km	7,80 km/h	Italia	
76	1679	GOGU VIOREL	25- 29 years . Men	2:43:01.9	2:44:46.2	07:43 min/km	7,76 km/h	Moldova	
77	1252	VRANCEANU EVGHENII	25- 29 years . Men	2:46:01.4	2:50:14.3	07:52 min/km	7,62 km/h	Moldova	
78	1629	BUGACI ROMAN	25- 29 years . Men	2:46:12.9	2:48:39.5	07:52 min/km	7,61 km/h	Moldova	
79	1390	BUGACI ROMAN	25- 29 years . Men	2:46:13.2	2:48:39.0	07:52 min/km	7,61 km/h	Moldova	
80	1388	BEREZOVSKI ALEXANDRU	25- 29 years . Men	3:00:17.3	3:02:05.7	08:32 min/km	7,02 km/h	Moldova	
DSQ	1149	KANSKI EUGENIU	25- 29 years . Men	2:07:54.0	2:12:00.1	06:03 min/km	9,89 km/h	Moldova	
DSQ	1162	CALMATUI VASILE	25- 29 years . Men	3:02:40.2	3:04:04.7	08:39 min/km	6,92 km/h	Moldova	
DSQ	1611	ZMUNCILA DANIEL	25- 29 years . Men	3:23:42.4	3:27:42.4	09:39 min/km	6,21 km/h	Moldova	
DSQ	1260	ZAPSA ALEXEI	25- 29 years . Men	3:34:03.9	3:37:29.6	10:08 min/km	5,91 km/h	Moldova	
DNS	1020	MAJAROV FIODOR	25- 29 years . Men			min/km	km/h	Moldova	
DNS	1172	BAJUREAN VADIM	25- 29 years . Men			min/km	km/h	Moldova	
DNS	1200	IURIE NOROC	25- 29 years . Men			min/km	km/h	Moldova	
DNS	1465	JURAT GRIGORE	25- 29 years . Men			min/km	km/h	Moldova	
DNS	1543	SCHIN ALEX	25- 29 years . Men			min/km	km/h	Moldova	
DNS	1634	PETRENCO MIHAI	25- 29 years . Men			min/km	km/h	Moldova	

30 - 34 years . Men

1	1008	IVAN SIURIS	30 - 34 years . Men	1:08:40.3	1:08:43.7	03:15 min/km	18,43 km/h	Moldova	
---	------	-------------	---------------------	------------------	------------------	--------------	------------	---------	---






























Chisinau big Hearts Marathon 2023 powered by Visa

Result List MF

AGRa	Bib	Name	AgeGroup1	Personal	Official	Average Pace	Average	Country	Country
2	1216	KUZMICI ALEXANDER	30 - 34 years . Men	1:15:48.5	1:19:34.1	03:35 min/km	16,69 km/h	Moldova	
3	1395	COJUHARI MIHAIL	30 - 34 years . Men	1:18:34.7	1:18:38.9	03:43 min/km	16,10 km/h	Moldova	
4	1300	SENIN VICTOR	30 - 34 years . Men	1:22:44.8	1:22:51.0	03:55 min/km	15,29 km/h	Moldova	
5	1632	BASTOVOI MIRCEA	30 - 34 years . Men	1:25:15.1	1:25:35.1	04:02 min/km	14,84 km/h	Moldova	
6	1007	SIURIS VLADIMIR	30 - 34 years . Men	1:28:03.9	1:28:07.8	04:10 min/km	14,37 km/h	Moldova	
7	1133	MASLOV STANISLAV	30 - 34 years . Men	1:31:45.4	1:32:00.6	04:20 min/km	13,79 km/h	Moldova	
8	1137	KUCERUK MIHAIL	30 - 34 years . Men	1:34:06.6	1:34:26.9	04:27 min/km	13,45 km/h	Moldova	
9	1258	OSTROVSCHI ALEXANDR	30 - 34 years . Men	1:35:50.6	1:36:02.9	04:32 min/km	13,20 km/h	Moldova	
10	1569	MIHAIL NEGRUTA	30 - 34 years . Men	1:36:05.7	1:36:44.3	04:33 min/km	13,17 km/h	Moldova	
11	1084	CUZNEËȘOV DUMITRU	30 - 34 years . Men	1:36:20.6	1:36:30.2	04:34 min/km	13,13 km/h	Moldova	
12	1323	BORONCIUC SERGHEI	30 - 34 years . Men	1:38:48.3	1:39:26.3	04:41 min/km	12,81 km/h	Moldova	
13	1238	GANGAN DUMITRU	30 - 34 years . Men	1:43:10.1	1:45:52.3	04:53 min/km	12,26 km/h	Moldova	
14	1525	ALATORTEV IGOR	30 - 34 years . Men	1:44:46.5	1:45:56.6	04:57 min/km	12,08 km/h	Moldova	
15	1471	PROCOPI EUGENIU	30 - 34 years . Men	1:45:21.9	1:45:42.8	04:59 min/km	12,01 km/h	Moldova	
16	1195	FEDORET ALEXEI	30 - 34 years . Men	1:46:38.5	1:47:03.2	05:03 min/km	11,86 km/h	Moldova	
17	1335	ZAVGORODNII VLADIMIR	30 - 34 years . Men	1:48:27.4	1:49:28.6	05:08 min/km	11,67 km/h	Moldova	
18	1121	SAJIN VICTOR	30 - 34 years . Men	1:50:38.5	1:53:57.2	05:14 min/km	11,44 km/h	Moldova	
19	1559	ILIE CRECIUN	30 - 34 years . Men	1:53:12.1	1:54:40.7	05:21 min/km	11,18 km/h	Moldova	
20	1640	È~EREMET RADU	30 - 34 years . Men	1:54:53.8	1:55:35.4	05:26 min/km	11,01 km/h	Moldova	
21	1421	NICOLAE RAEVSCHI	30 - 34 years . Men	1:55:10.6	1:58:38.9	05:27 min/km	10,99 km/h	Moldova	
22	1497	ALEXANDR KOROTKIH	30 - 34 years . Men	1:56:01.4	1:56:39.0	05:29 min/km	10,91 km/h	Moldova	
23	1166	COBILAS ALEXANDRU	30 - 34 years . Men	1:56:53.3	1:58:46.9	05:32 min/km	10,82 km/h	Moldova	
24	1517	VASILI BANARI	30 - 34 years . Men	1:57:54.2	1:58:21.0	05:35 min/km	10,73 km/h	Moldova	
25	1242	DUNAI DAN	30 - 34 years . Men	1:58:14.7	1:59:10.7	05:36 min/km	10,70 km/h	Moldova	
26	1313	DORIN STOLEAR	30 - 34 years . Men	1:58:17.5	1:59:01.3	05:36 min/km	10,70 km/h	Moldova	
27	1581	COJOCARI EUGENIU	30 - 34 years . Men	1:58:21.5	2:00:44.3	05:36 min/km	10,69 km/h	Moldova	
28	1485	BORCAN GHENADIE	30 - 34 years . Men	1:58:50.1	1:59:21.8	05:37 min/km	10,65 km/h	Moldova	
29	1356	VICTOR MATIUTEA	30 - 34 years . Men	2:00:18.6	2:01:54.5	05:42 min/km	10,52 km/h	Moldova	
30	1582	ALBU DENIS	30 - 34 years . Men	2:00:38.4	2:01:16.1	05:43 min/km	10,49 km/h	Moldova	






























Chisinau big Hearts Marathon 2023 powered by Visa

Result List MF

AGRa	Bib	Name	AgeGroup1	Personal	Official	Average Pace	Average	Country	Country
31	1322	DUMITRU NICULĂ, IÊȘĂ,	30 - 34 years . Men	2:00:39.3	2:01:06.9	05:43 min/km	10,49 km/h	Moldova	
32	1076	VELESCU DUMITRU	30 - 34 years . Men	2:00:45.7	2:02:21.0	05:43 min/km	10,48 km/h	Moldova	
33	1506	NELU BOGDAN	30 - 34 years . Men	2:01:14.3	2:02:16.2	05:44 min/km	10,44 km/h	Moldova	
34	1363	TOTEV GEORGI	30 - 34 years . Men	2:01:28.3	2:02:32.4	05:45 min/km	10,42 km/h	Bulgaria	
35	1415	GOTINEAN ARTIOM	30 - 34 years . Men	2:01:53.2	2:02:27.8	05:46 min/km	10,38 km/h	Moldova	
36	1673	ATKAEU DZMITRY	30 - 34 years . Men	2:02:08.2	2:03:58.3	05:47 min/km	10,36 km/h	Moldova	
37	1352	CATARAGA VICTOR	30 - 34 years . Men	2:02:34.4	2:03:48.9	05:48 min/km	10,32 km/h	Moldova	
38	1038	CECHIR SERGHEI	30 - 34 years . Men	2:02:49.5	2:05:41.2	05:49 min/km	10,30 km/h	Moldova	
39	1450	DAMIAN MAXIM	30 - 34 years . Men	2:02:57.6	2:03:29.2	05:49 min/km	10,29 km/h	Moldova	
40	1071	STASCOV MIHAIL	30 - 34 years . Men	2:03:05.0	2:03:37.4	05:50 min/km	10,28 km/h	Moldova	
41	1184	GARABA MIHAIL	30 - 34 years . Men	2:03:12.0	2:05:04.6	05:50 min/km	10,27 km/h	Moldova	
42	1677	ISTRATI PETRU	30 - 34 years . Men	2:03:38.9	2:05:35.4	05:51 min/km	10,23 km/h	Moldova	
43	1439	ARTIOM LEVITCHII	30 - 34 years . Men	2:04:02.0	2:06:19.6	05:52 min/km	10,20 km/h	Moldova	
44	1013	EUGENIU CURCHI	30 - 34 years . Men	2:04:49.0	2:05:06.3	05:54 min/km	10,14 km/h	Moldova	
45	1495	GRAJDIERU NICOLAE	30 - 34 years . Men	2:06:07.5	2:08:27.1	05:58 min/km	10,03 km/h	Moldova	
46	1587	CUCER ALEXANDR	30 - 34 years . Men	2:08:20.5	2:10:01.1	06:05 min/km	9,86 km/h	Moldova	
47	1514	RENITA ANDREI	30 - 34 years . Men	2:09:30.2	2:11:56.6	06:08 min/km	9,77 km/h	Moldova	
48	1305	DUMITRU CUSNIR	30 - 34 years . Men	2:09:32.2	2:12:36.8	06:08 min/km	9,77 km/h	Moldova	
49	1349	TERZI ROMAN	30 - 34 years . Men	2:09:36.3	2:12:25.8	06:08 min/km	9,76 km/h	Moldova	
50	1555	RAMASCAN GHENADIE	30 - 34 years . Men	2:09:45.0	2:10:04.1	06:09 min/km	9,75 km/h	Moldova	
51	1186	CĂ, TĂ, LIN PIDGHIRNII	30 - 34 years . Men	2:09:50.6	2:10:38.3	06:09 min/km	9,74 km/h	Moldova	
52	1174	PISLARI VASILE	30 - 34 years . Men	2:09:52.1	2:10:21.4	06:09 min/km	9,74 km/h	Moldova	
53	1613	ANDREI SAVCA	30 - 34 years . Men	2:10:30.8	2:11:29.3	06:11 min/km	9,69 km/h	Moldova	
54	1331	IGOR LAI	30 - 34 years . Men	2:11:09.3	2:14:23.4	06:13 min/km	9,65 km/h	Moldova	
55	1358	GAITAN ALEXANDR	30 - 34 years . Men	2:12:15.0	2:13:04.9	06:16 min/km	9,57 km/h	Moldova	
56	1208	GHERMAN MAXIM	30 - 34 years . Men	2:12:35.1	2:13:10.6	06:17 min/km	9,54 km/h	Moldova	
57	1164	PANTI ZGUREANU	30 - 34 years . Men	2:13:33.4	2:14:17.7	06:19 min/km	9,47 km/h	Moldova	
58	1438	CHILIMARI NICOLAE	30 - 34 years . Men	2:13:54.0	2:14:43.4	06:20 min/km	9,45 km/h	Moldova	
59	1079	BORDIAN GRIGORE	30 - 34 years . Men	2:14:34.2	2:16:47.2	06:22 min/km	9,40 km/h	Moldova	











Chisinau big Hearts Marathon 2023 powered by Visa

Result List MF



















AGRa	Bib	Name	AgeGroup1	Personal	Official	Average Pace	Average	Country	Country
60	1665	DESCALUI ALEXANDRU	30 - 34 years . Men	2:17:31.5	2:18:23.0	06:31 min/km	9,20 km/h	Moldova	
61	1584	VICTOR VINTU	30 - 34 years . Men	2:19:49.7	2:20:22.0	06:37 min/km	9,05 km/h	Moldova	
62	1528	ANATOLIE MITICA	30 - 34 years . Men	2:22:37.8	2:23:40.8	06:45 min/km	8,87 km/h	Moldova	
63	1024	SCADILLO CHIRIL	30 - 34 years . Men	2:23:25.6	2:26:01.8	06:47 min/km	8,82 km/h	Moldova	
64	1459	CERNAT VICTOR	30 - 34 years . Men	2:23:51.3	2:26:43.3	06:49 min/km	8,79 km/h	Moldova	
65	1317	MELENTII RADII	30 - 34 years . Men	2:24:06.9	2:25:08.9	06:49 min/km	8,78 km/h	Moldova	
66	1477	DUMITRU PLOP	30 - 34 years . Men	2:25:07.4	2:27:31.1	06:52 min/km	8,72 km/h	Moldova	
67	1109	STOLEARENCO ALEXEI	30 - 34 years . Men	2:25:59.7	2:27:02.2	06:55 min/km	8,67 km/h	Moldova	
68	1297	LELIC VADIM	30 - 34 years . Men	2:26:57.3	2:30:18.9	06:57 min/km	8,61 km/h	Moldova	
69	1431	LEBEDEV ALEXANDRU	30 - 34 years . Men	2:29:18.5	2:29:59.1	07:04 min/km	8,47 km/h	Moldova	
70	1502	FORTNAM BRETT	30 - 34 years . Men	2:30:27.5	2:34:05.3	07:07 min/km	8,41 km/h	United States of	
71	1025	LOPATA SERGIU	30 - 34 years . Men	2:30:58.5	2:31:29.5	07:09 min/km	8,38 km/h	Moldova	
72	1023	OPREA CALIN	30 - 34 years . Men	2:32:43.4	2:34:42.9	07:14 min/km	8,28 km/h	Moldova	
73	1191	IULIAN PAVALACHII	30 - 34 years . Men	2:33:16.1	2:34:12.3	07:15 min/km	8,25 km/h	Moldova	
74	1062	RADU COREËȘCHI	30 - 34 years . Men	2:35:31.0	2:36:34.1	07:22 min/km	8,13 km/h	Moldova	
75	1482	PHILIBERT VALENTIN	30 - 34 years . Men	2:36:17.2	2:38:47.0	07:24 min/km	8,09 km/h	Moldova	
76	1240	TUFAR DORIN	30 - 34 years . Men	2:38:37.0	2:39:26.8	07:31 min/km	7,98 km/h	Moldova	
77	1077	ACHIMENCO DMITRII	30 - 34 years . Men	2:39:34.4	2:40:28.5	07:33 min/km	7,93 km/h	Moldova	
78	1592	JOEAN VEACESLAV	30 - 34 years . Men	2:39:56.8	2:40:49.5	07:34 min/km	7,91 km/h	Moldova	
79	1357	GRINCO RADU	30 - 34 years . Men	2:44:09.6	2:46:43.2	07:46 min/km	7,71 km/h	Moldova	
80	1355	RUSSU DORIN	30 - 34 years . Men	2:44:16.6	2:46:47.4	07:47 min/km	7,70 km/h	Moldova	
81	1245	FLOREA CONSTANTIN	30 - 34 years . Men	2:44:40.7	2:45:31.2	07:48 min/km	7,68 km/h	Moldova	
82	1247	RUSSU DENIS	30 - 34 years . Men	2:45:12.4	2:45:21.2	07:49 min/km	7,66 km/h	Moldova	
83	1374	TERZIMAN ALEXANDRU	30 - 34 years . Men	2:49:05.9	2:52:26.6	08:00 min/km	7,48 km/h	Moldova	
84	1522	ZAMIR GUBADOV	30 - 34 years . Men	2:54:38.3	2:55:15.7	08:16 min/km	7,24 km/h	Moldova	
DSQ	1654	APOPII VLADISLAV	30 - 34 years . Men	0:42:52.1	0:45:14.1	02:01 min/km	29,52 km/h	Moldova	
DNF	1570	MUNTEANU EUGENIU	30 - 34 years . Men			min/km	km/h	Moldova	
DNS	1072	KORDONETS SOFIIA	30 - 34 years . Men			min/km	km/h	Ukrayina	
DNS	1107	MIRONOV ANDRIAN	30 - 34 years . Men			min/km	km/h	Moldova	

Chisinau big Hearts Marathon 2023 powered by Visa

Result List MF






























AGRa	Bib	Name	AgeGroup1	Personal	Official	Average Pace	Average	Country	Country
DNS	1222	PRUTEANU VICTOR	30 - 34 years . Men			min/km	km/h	Moldova	
DNS	1266	NISTOR ION	30 - 34 years . Men			min/km	km/h	Moldova	
DNS	1295	HUBERT MARC-ANTOINE	30 - 34 years . Men			min/km	km/h	France	
DNS	1319	GĂŢNCOTA GRIGORE	30 - 34 years . Men			min/km	km/h	Moldova	
DNS	1437	SEMISIUC SERGIU	30 - 34 years . Men			min/km	km/h	Moldova	
DNS	1481	ZUGRAVU MIHAI	30 - 34 years . Men			min/km	km/h	Romania	
DNS	1504	POVAROV DENIS	30 - 34 years . Men			min/km	km/h	Moldova	
DNS	1603	CORNICIUC VITALIE	30 - 34 years . Men			min/km	km/h	Moldova	
DNS	1646	BALUTEL ADRIAN	30 - 34 years . Men			min/km	km/h	Moldova	
DNS	1664	BALABAN MIHAIL	30 - 34 years . Men			min/km	km/h	Moldova	

35 - 39 years . Men

1	1590	BALAN VADIM	35 - 39 years . Men	1:18:11.5	1:18:17.1	03:42 min/km	16,18 km/h	Moldova	
2	1049	DRAGOMIR OLEG	35 - 39 years . Men	1:24:20.6	1:24:31.3	03:59 min/km	15,00 km/h	Moldova	
3	1151	COBILETCHI STANISLAV	35 - 39 years . Men	1:26:36.8	1:29:56.4	04:06 min/km	14,61 km/h	Moldova	
4	1524	ECHIM OLEG	35 - 39 years . Men	1:27:47.8	1:27:59.5	04:09 min/km	14,41 km/h	Moldova	
5	1224	HVOZDIEV VASYL	35 - 39 years . Men	1:32:02.0	1:32:27.8	04:21 min/km	13,75 km/h	Ukrayina	
6	1494	PROCA ION	35 - 39 years . Men	1:33:35.9	1:34:02.3	04:26 min/km	13,52 km/h	Moldova	
7	1066	LUPAN ANATOLIE	35 - 39 years . Men	1:34:42.8	1:38:15.5	04:29 min/km	13,36 km/h	Moldova	
8	1700	MUNTEANU VLADIMIR	35 - 39 years . Men	1:37:08.2	1:38:36.0	04:36 min/km	13,03 km/h	Moldova	
9	1136	SHADRIN EUGENE	35 - 39 years . Men	1:39:36.4	1:39:53.2	04:43 min/km	12,70 km/h	Moldova	
10	1593	TONON ALBERTO	35 - 39 years . Men	1:39:55.9	1:42:34.5	04:44 min/km	12,66 km/h	Italia	
11	1696	CAMENSCIC ALEXEI	35 - 39 years . Men	1:40:48.6	1:40:53.9	04:46 min/km	12,55 km/h	Moldova	
12	1462	BELOUS LILIAN	35 - 39 years . Men	1:42:00.5	1:42:43.7	04:50 min/km	12,40 km/h	Moldova	
13	1615	CIUBACIUC VITALIE	35 - 39 years . Men	1:42:16.4	1:42:34.1	04:50 min/km	12,37 km/h	Moldova	
14	1668	CHELMANOVICI MIHAIL	35 - 39 years . Men	1:42:22.9	1:42:30.2	04:51 min/km	12,36 km/h	Moldova	
15	1139	ANDREI LATUL	35 - 39 years . Men	1:42:38.3	1:44:13.2	04:51 min/km	12,33 km/h	Moldova	
16	1264	SISCOVSCHII SERGIU	35 - 39 years . Men	1:42:47.9	1:42:59.9	04:52 min/km	12,31 km/h	Moldova	
17	1131	FEDOTCENCO DENIS	35 - 39 years . Men	1:42:58.2	1:43:20.3	04:52 min/km	12,29 km/h	Moldova	
18	1343	IGOR STIBELSCHI	35 - 39 years . Men	1:43:35.1	1:44:22.9	04:54 min/km	12,21 km/h	Moldova	






























Chisinau big Hearts Marathon 2023 powered by Visa

Result List MF

AGRa	Bib	Name	AgeGroup1	Personal	Official	Average Pace	Average	Country	Country
19	1033	COJOCARI MAXIM	35 - 39 years . Men	1:43:41.1	1:47:00.8	04:54 min/km	12,20 km/h	Moldova	
20	1299	REABCIUC VLADIMIR	35 - 39 years . Men	1:43:47.4	1:44:26.8	04:55 min/km	12,19 km/h	Moldova	
21	1031	VLADIMIR PISARENKO	35 - 39 years . Men	1:44:28.6	1:44:42.2	04:57 min/km	12,11 km/h	Moldova	
22	1467	GALUSCA VASILE	35 - 39 years . Men	1:45:02.1	1:46:09.9	04:58 min/km	12,05 km/h	Moldova	
23	1379	MAUGER ANTHONY	35 - 39 years . Men	1:45:07.8	1:47:24.0	04:58 min/km	12,04 km/h	France	
24	1253	CEBANENCO ANDREI	35 - 39 years . Men	1:45:56.1	1:46:02.3	05:01 min/km	11,94 km/h	Moldova	
25	1106	CARAUS CONSTANTIN	35 - 39 years . Men	1:46:29.0	1:49:40.0	05:02 min/km	11,88 km/h	Moldova	
26	1361	DIMITRIU DENIS	35 - 39 years . Men	1:46:59.5	1:47:16.9	05:04 min/km	11,83 km/h	Moldova	
27	1682	POPOV EUGENIU	35 - 39 years . Men	1:47:48.8	1:47:54.0	05:06 min/km	11,74 km/h	Moldova	
28	1428	MELINTE DMITRII	35 - 39 years . Men	1:48:11.8	1:49:04.2	05:07 min/km	11,69 km/h	Moldova	
29	1227	VASILE BRAGA	35 - 39 years . Men	1:50:38.5	1:50:46.8	05:14 min/km	11,44 km/h	Moldova	
30	1493	BALTAG EUGENIU	35 - 39 years . Men	1:50:51.4	1:51:09.9	05:15 min/km	11,41 km/h	Moldova	
31	1648	VASILE MOVILA	35 - 39 years . Men	1:51:32.7	1:52:28.7	05:17 min/km	11,34 km/h	Moldova	
32	1589	ROMAN MIHAI	35 - 39 years . Men	1:52:26.4	1:53:21.9	05:19 min/km	11,25 km/h	Moldova	
33	1045	CVACEAN MAXIM	35 - 39 years . Men	1:52:37.2	1:54:11.5	05:20 min/km	11,23 km/h	Moldova	
34	1499	BUCICA DMITRI	35 - 39 years . Men	1:53:27.3	1:53:43.2	05:22 min/km	11,15 km/h	Moldova	
35	1532	TURCAN DMITRI	35 - 39 years . Men	1:53:40.8	1:54:29.9	05:23 min/km	11,13 km/h	Moldova	
36	1423	TERNA ALEXEI	35 - 39 years . Men	1:53:47.5	1:55:58.7	05:23 min/km	11,12 km/h	Moldova	
37	1178	VRABIE CORNELIU	35 - 39 years . Men	1:54:10.7	1:55:06.6	05:24 min/km	11,08 km/h	Moldova	
38	1484	KOMUR IURA	35 - 39 years . Men	1:55:54.0	1:59:31.9	05:29 min/km	10,92 km/h	Moldova	
39	1430	ROBERTO WONG	35 - 39 years . Men	1:56:58.4	1:59:43.8	05:32 min/km	10,82 km/h	Estados Unidos	
40	1531	BUNDUCHI VITALIE	35 - 39 years . Men	1:57:18.3	1:57:50.9	05:33 min/km	10,79 km/h	Moldova	
41	1134	WIESE SVEN	35 - 39 years . Men	1:57:39.5	1:58:57.8	05:34 min/km	10,75 km/h	Deutschland	
42	1389	PETRUSANCO ARTUR	35 - 39 years . Men	1:58:01.1	1:59:07.7	05:35 min/km	10,72 km/h	Moldova	
43	1498	VADIM MARTALOG	35 - 39 years . Men	1:58:11.3	1:58:26.3	05:36 min/km	10,71 km/h	Moldova	
44	1117	SCHIDU STEFAN	35 - 39 years . Men	1:58:25.2	1:58:43.3	05:36 min/km	10,68 km/h	Moldova	
45	1410	BLAJ LILIAN	35 - 39 years . Men	1:58:50.4	1:59:46.8	05:37 min/km	10,65 km/h	Moldova	
46	1201	CANÈȘĂȚR EVGHENI	35 - 39 years . Men	1:59:26.8	2:02:00.1	05:39 min/km	10,59 km/h	Moldova	
47	1561	TARASOV VLADIMIR	35 - 39 years . Men	1:59:35.3	2:01:15.0	05:40 min/km	10,58 km/h	Moldova	






























Chisinau big Hearts Marathon 2023 powered by Visa

Result List MF

AGRa	Bib	Name	AgeGroup1	Personal	Official	Average Pace	Average	Country	Country
48	1391	COLESNIC VLADISLAV	35 - 39 years . Men	1:59:54.4	2:00:02.1	05:41 min/km	10,55 km/h	Moldova	
49	1022	JOVMIR FIODOR	35 - 39 years . Men	2:00:22.1	2:01:35.5	05:42 min/km	10,51 km/h	Moldova	
50	1645	CHIRMAN MIHAI	35 - 39 years . Men	2:00:25.0	2:00:44.1	05:42 min/km	10,51 km/h	Moldova	
51	1441	MIHAI ANTON	35 - 39 years . Men	2:00:34.2	2:02:10.6	05:42 min/km	10,49 km/h	Moldova	
52	1026	ANGHEL ALEXANDRU	35 - 39 years . Men	2:01:33.7	2:02:48.2	05:45 min/km	10,41 km/h	Moldova	
53	1666	LUNGU EUGENIU	35 - 39 years . Men	2:01:43.9	2:02:39.6	05:46 min/km	10,39 km/h	Moldova	
54	1521	MELNICHENKO OLEG	35 - 39 years . Men	2:02:02.9	2:06:16.9	05:47 min/km	10,37 km/h	Moldova	
55	1142	SALCUTAN SERGHEI	35 - 39 years . Men	2:02:12.4	2:04:22.3	05:47 min/km	10,35 km/h	Moldova	
56	1518	TCACI ANDREI	35 - 39 years . Men	2:02:16.2	2:05:39.4	05:47 min/km	10,35 km/h	Moldova	
57	1310	CIOBANU ION	35 - 39 years . Men	2:02:46.7	2:06:08.8	05:49 min/km	10,30 km/h	Moldova	
58	1448	COLESEVSCHI SERGHEI	35 - 39 years . Men	2:03:01.2	2:07:13.6	05:49 min/km	10,28 km/h	Moldova	
59	1637	SCUTARU ION	35 - 39 years . Men	2:03:33.1	2:05:26.9	05:51 min/km	10,24 km/h	Moldova	
60	1065	VLADIMIR OVCINNICOV	35 - 39 years . Men	2:03:55.9	2:04:17.9	05:52 min/km	10,21 km/h	Moldova	
61	1674	CORLATEANU RADU	35 - 39 years . Men	2:04:35.7	2:06:13.9	05:54 min/km	10,15 km/h	Moldova	
62	1393	OPREA EUGENIU	35 - 39 years . Men	2:04:36.0	2:06:08.6	05:54 min/km	10,15 km/h	Moldova	
63	1676	CUCEROVSCHII SERGHEI	35 - 39 years . Men	2:05:59.8	2:07:05.6	05:58 min/km	10,04 km/h	Moldova	
64	1607	VLADIMIR SCHIOPU	35 - 39 years . Men	2:07:48.0	2:09:26.6	06:03 min/km	9,90 km/h	Moldova	
65	1143	PETRICIUC PIOTR	35 - 39 years . Men	2:07:58.3	2:08:18.0	06:03 min/km	9,89 km/h	Moldova	
66	1304	AGUDELO RESTREPO ANALIA	35 - 39 years . Men	2:08:14.9	2:10:57.7	06:04 min/km	9,87 km/h	Colombia	
67	1135	VITALIE BIRLIBA	35 - 39 years . Men	2:08:21.1	2:08:34.9	06:05 min/km	9,86 km/h	Moldova	
68	1099	SVET ANDREI	35 - 39 years . Men	2:08:49.1	2:10:33.3	06:06 min/km	9,82 km/h	Moldova	
69	1472	VRADII IGOR	35 - 39 years . Men	2:08:51.8	2:09:39.6	06:06 min/km	9,82 km/h	Moldova	
70	1460	LASCO ALEXANDRU	35 - 39 years . Men	2:09:12.5	2:09:33.8	06:07 min/km	9,79 km/h	Moldova	
71	1329	VEACESLAV MITIOGLO	35 - 39 years . Men	2:09:36.8	2:09:49.9	06:08 min/km	9,76 km/h	Moldova	
72	1225	BARBACARU VADIM	35 - 39 years . Men	2:10:03.9	2:10:33.7	06:09 min/km	9,73 km/h	Moldova	
73	1320	STRATILA ALEXANDRU	35 - 39 years . Men	2:10:30.9	2:12:22.1	06:11 min/km	9,69 km/h	Moldova	
74	1699	EFROS GHEORGHE	35 - 39 years . Men	2:10:35.6	2:11:02.6	06:11 min/km	9,69 km/h	Moldova	
75	1053	VADIM CĂ,TANĂ,	35 - 39 years . Men	2:10:57.7	2:13:37.8	06:12 min/km	9,66 km/h	Moldova	
76	1527	VERT ANTON	35 - 39 years . Men	2:12:14.7	2:15:47.0	06:16 min/km	9,57 km/h	Hayastan	












Chisinau big Hearts Marathon 2023 powered by Visa

Result List MF


















AGRa	Bib	Name	AgeGroup1	Personal	Official	Average Pace	Average	Country	Country
77	1194	PAVLOV ALEXANDR	35 - 39 years . Men	2:12:42.0	2:13:52.5	06:17 min/km	9,53 km/h	Moldova	
78	1643	ZORKIN ALEXANDR	35 - 39 years . Men	2:12:46.0	2:13:51.8	06:17 min/km	9,53 km/h	Moldova	
79	1412	GRAUR VADIM	35 - 39 years . Men	2:13:12.7	2:13:30.4	06:18 min/km	9,50 km/h	Moldova	
80	1427	OSADCI ANDREI	35 - 39 years . Men	2:13:41.7	2:16:08.7	06:20 min/km	9,46 km/h	Moldova	
81	1501	SOROCA VLADIMIR	35 - 39 years . Men	2:13:53.7	2:14:15.2	06:20 min/km	9,45 km/h	Moldova	
82	1067	JELEASCOV VADIM	35 - 39 years . Men	2:14:30.5	2:16:04.2	06:22 min/km	9,41 km/h	Moldova	
83	1533	GRIGORE ZAPOLSCHI	35 - 39 years . Men	2:14:34.9	2:16:51.3	06:22 min/km	9,40 km/h	Moldova	
84	1638	ANDREI COMAC	35 - 39 years . Men	2:16:59.5	2:20:16.4	06:29 min/km	9,24 km/h	Moldova	
85	1511	VICTOR CIUBOTARU	35 - 39 years . Men	2:18:39.0	2:19:42.5	06:34 min/km	9,12 km/h	Moldova	
86	1563	VICTOR LIPET	35 - 39 years . Men	2:20:00.3	2:22:32.0	06:38 min/km	9,04 km/h	Moldova	
87	1036	VASCOVET VLADIMIR	35 - 39 years . Men	2:20:23.7	2:21:11.1	06:39 min/km	9,01 km/h	Moldova	
88	1207	LETKOVSKI VICTOR	35 - 39 years . Men	2:22:33.1	2:25:06.3	06:45 min/km	8,87 km/h	Moldova	
89	1454	BOBEICA IULIAN	35 - 39 years . Men	2:23:53.4	2:24:55.4	06:49 min/km	8,79 km/h	Moldova	
90	1618	RUSU VICTOR	35 - 39 years . Men	2:24:53.6	2:25:22.8	06:52 min/km	8,73 km/h	Moldova	
91	1621	DOSCA IGOR	35 - 39 years . Men	2:27:00.0	2:27:31.5	06:58 min/km	8,61 km/h	Moldova	
92	1536	MAXIM CHISCA	35 - 39 years . Men	2:27:08.1	2:29:43.8	06:58 min/km	8,60 km/h	Moldova	
93	1051	EFIM ALIEV	35 - 39 years . Men	2:30:51.3	2:31:13.4	07:09 min/km	8,39 km/h	Moldova	
94	1202	POBEREJNII LIUBEN	35 - 39 years . Men	2:30:58.0	2:31:29.5	07:09 min/km	8,38 km/h	Moldova	
95	1382	MORARI ANDREI	35 - 39 years . Men	2:31:18.5	2:31:35.4	07:10 min/km	8,36 km/h	Moldova	
96	1529	POPOV ANDREI	35 - 39 years . Men	2:31:52.6	2:32:39.7	07:11 min/km	8,33 km/h	Moldova	
97	1596	SPRAITER VLADIMIR	35 - 39 years . Men	2:32:58.1	2:35:01.7	07:15 min/km	8,27 km/h	Moldova	
98	1341	SEMENCIUC NATALIA	35 - 39 years . Men	2:39:49.0	2:42:34.9	07:34 min/km	7,92 km/h	Moldova	
99	1474	ROMAN ROMAN	35 - 39 years . Men	2:40:39.3	2:42:07.9	07:36 min/km	7,87 km/h	Moldova	
100	1364	PIANIH VEACESLAV	35 - 39 years . Men	2:42:05.8	2:44:25.4	07:41 min/km	7,80 km/h	Moldova	
101	1292	DUMITRU POSTOVANU	35 - 39 years . Men	2:42:51.6	2:43:51.4	07:43 min/km	7,77 km/h	Moldova	
102	1591	PECARI MIHAIL	35 - 39 years . Men	2:45:33.6	2:46:05.8	07:50 min/km	7,64 km/h	Moldova	
103	1655	MUNTEANU PAVEL	35 - 39 years . Men	2:45:54.7	2:46:38.8	07:51 min/km	7,62 km/h	Moldova	
104	1442	HINCU VADIM	35 - 39 years . Men	2:47:50.3	2:52:05.7	07:57 min/km	7,54 km/h	Moldova	
105	1125	MIHALCOVSCHI MAXIM	35 - 39 years . Men	2:51:10.7	2:51:35.7	08:06 min/km	7,39 km/h	Moldova	

Chisinau big Hearts Marathon 2023 powered by Visa

Result List MF






























AGRa	Bib	Name	AgeGroup1	Personal	Official	Average Pace	Average	Country	Country
106	1550	DENIS BABII	35 - 39 years . Men	2:51:49.4	2:52:41.2	08:08 min/km	7,36 km/h	Moldova	
107	1274	DERCACI ILIE	35 - 39 years . Men	2:54:20.4	2:54:55.2	08:15 min/km	7,26 km/h	Moldova	
108	1068	GHELI IVAN	35 - 39 years . Men	2:57:39.1	3:00:28.5	08:25 min/km	7,12 km/h	Moldova	
109	1658	VITALIE MIRON	35 - 39 years . Men	2:59:14.8	3:00:02.4	08:29 min/km	7,06 km/h	Moldova	
DNF	1371	POPA ANDREI	35 - 39 years . Men			min/km	km/h	Moldova	
DNS	1214	ALEXANDROV MIHAIL	35 - 39 years . Men			min/km	km/h	Moldova	
DNS	1249	SCLIFOS MIHAI	35 - 39 years . Men			min/km	km/h	Moldova	
DNS	1286	SAVVA TATIANA	35 - 39 years . Men			min/km	km/h	Moldova	
DNS	1414	TSIPORDEY DMITRY	35 - 39 years . Men			min/km	km/h	Moldova	
DNS	1619	HALJE AXEL	35 - 39 years . Men			min/km	km/h	Sverige	
DNS	1649	PROCA EUGENIU	35 - 39 years . Men			min/km	km/h	Moldova	

40 - 44 years . Men

1	1479	UKRAINETTS ARTEM	40 - 44 years . Men	1:17:25.8	1:17:36.4	03:40 min/km	16,34 km/h	Rossiya	
2	1478	CRECIUN SERGIU	40 - 44 years . Men	1:26:33.7	1:26:42.5	04:06 min/km	14,62 km/h	Moldova	
3	1156	JIDRAS DIONISIE	40 - 44 years . Men	1:30:46.8	1:30:53.1	04:18 min/km	13,94 km/h	Moldova	
4	1342	BORISEVICI ALEXANDR	40 - 44 years . Men	1:31:12.6	1:31:20.9	04:19 min/km	13,87 km/h	Moldova	
5	1291	ORMAN NIC	40 - 44 years . Men	1:34:58.1	1:35:05.9	04:30 min/km	13,32 km/h	Moldova	
6	1309	FLOREAN ALEXEI	40 - 44 years . Men	1:35:27.1	1:35:38.4	04:31 min/km	13,26 km/h	Moldova	
7	1015	WLACHOJIANNIS JANNIS	40 - 44 years . Men	1:36:47.0	1:37:08.7	04:35 min/km	13,07 km/h	Deutschland	
8	1562	BALAN ANDREI	40 - 44 years . Men	1:38:38.7	1:39:44.3	04:40 min/km	12,83 km/h	Moldova	
9	1332	GUC VICTOR	40 - 44 years . Men	1:38:41.1	1:41:28.1	04:40 min/km	12,82 km/h	Moldova	
10	1086	PARASII ROSTISLAV	40 - 44 years . Men	1:40:15.7	1:40:27.7	04:45 min/km	12,62 km/h	Moldova	
11	1192	DASCAL VITALIE	40 - 44 years . Men	1:42:10.4	1:42:22.2	04:50 min/km	12,38 km/h	Moldova	
12	1330	GHEORGHITA DAN	40 - 44 years . Men	1:43:00.6	1:43:55.8	04:52 min/km	12,28 km/h	Moldova	
13	1182	ARTUR CHRUSLAK	40 - 44 years . Men	1:44:10.4	1:45:03.9	04:56 min/km	12,15 km/h	Moldova	
14	1311	EVGENII RISOVICH	40 - 44 years . Men	1:47:06.0	1:47:25.6	05:04 min/km	11,81 km/h	Moldova	
15	1256	TUDOS SERGIU	40 - 44 years . Men	1:47:21.7	1:49:00.1	05:05 min/km	11,79 km/h	Moldova	
16	1571	BARBAIANI EDUARD	40 - 44 years . Men	1:47:46.0	1:48:02.7	05:06 min/km	11,74 km/h	Moldova	
17	1116	NAVROTKI DMITRI	40 - 44 years . Men	1:48:59.1	1:49:07.1	05:09 min/km	11,61 km/h	Moldova	





























Chisinau big Hearts Marathon 2023 powered by Visa

Result List MF

AGRa	Bib	Name	AgeGroup1	Personal	Official	Average Pace	Average	Country	Country
18	1507	ANOSHKIN IGOR	40 - 44 years . Men	1:53:05.2	1:55:14.6	05:21 min/km	11,19 km/h	Moldova	
19	1452	DOBROVICEANU ANDREI	40 - 44 years . Men	1:53:39.7	1:55:05.2	05:23 min/km	11,13 km/h	Moldova	
20	1425	BRAGA GHENADIE	40 - 44 years . Men	1:54:10.4	1:54:49.8	05:24 min/km	11,08 km/h	Moldova	
21	1108	GAITUR VLADISLAV	40 - 44 years . Men	1:56:02.8	1:58:54.5	05:30 min/km	10,90 km/h	Moldova	
22	1416	CIOBANU IGOR	40 - 44 years . Men	1:56:55.4	1:57:19.1	05:32 min/km	10,82 km/h	Moldova	
23	1662	NICOLAE BUHNEVICI	40 - 44 years . Men	1:58:43.9	1:59:16.8	05:37 min/km	10,66 km/h	Moldova	
24	1318	BOLOGAN OLEG	40 - 44 years . Men	1:58:44.4	1:59:48.0	05:37 min/km	10,66 km/h	Moldova	
25	1124	SANCHEVICI ALEXEI	40 - 44 years . Men	1:58:50.7	2:00:18.6	05:38 min/km	10,65 km/h	Moldova	
26	1288	TRIBUSEAN EVGHENII	40 - 44 years . Men	1:59:34.7	1:59:57.9	05:40 min/km	10,58 km/h	Moldova	
27	1630	ARNAUTU VALERIU	40 - 44 years . Men	2:00:40.6	1:55:29.1	05:43 min/km	10,48 km/h	Moldova	
28	1680	MIRGORODSKI ALEXANDR	40 - 44 years . Men	2:01:47.0	2:01:58.5	05:46 min/km	10,39 km/h	Moldova	
29	1404	ILIIN IURII	40 - 44 years . Men	2:02:20.8	2:04:08.1	05:47 min/km	10,34 km/h	Moldova	
30	1284	COPACINSCHI SERGIU	40 - 44 years . Men	2:02:25.1	2:06:29.3	05:48 min/km	10,34 km/h	Moldova	
31	1567	COJOCARU LILIAN	40 - 44 years . Men	2:02:28.3	2:03:23.7	05:48 min/km	10,33 km/h	Moldova	
32	1693	GUC ALEXANDR	40 - 44 years . Men	2:03:29.3	2:03:43.7	05:51 min/km	10,25 km/h	Moldova	
33	1601	NONI VALERIU	40 - 44 years . Men	2:04:14.5	2:07:23.3	05:53 min/km	10,18 km/h	Moldova	
34	1009	ALEXANDR DIMOV	40 - 44 years . Men	2:06:06.3	2:06:22.0	05:58 min/km	10,03 km/h	Moldova	
35	1267	GIL SAENZ FRANCISCO JOSE	40 - 44 years . Men	2:06:37.4	2:07:10.5	06:00 min/km	9,99 km/h	España	
36	1270	DAVLETSIN SERGHEI	40 - 44 years . Men	2:08:47.2	2:10:19.2	06:06 min/km	9,82 km/h	Moldova	
37	1088	POROJAN ANATOLIE	40 - 44 years . Men	2:09:58.5	2:10:49.4	06:09 min/km	9,73 km/h	Moldova	
38	1324	MANOLE DRAGOS	40 - 44 years . Men	2:10:29.0	2:10:53.2	06:11 min/km	9,70 km/h	Moldova	
39	1257	MOROZAN VLADIMIR	40 - 44 years . Men	2:11:25.7	2:13:55.3	06:13 min/km	9,63 km/h	Moldova	
40	1173	DOBOS PAVEL	40 - 44 years . Men	2:11:44.0	2:12:32.0	06:14 min/km	9,60 km/h	Moldova	
41	1354	CAZIMIR IVAN	40 - 44 years . Men	2:12:24.6	2:14:59.8	06:16 min/km	9,55 km/h	Moldova	
42	1653	PERCIC IGOR	40 - 44 years . Men	2:12:34.0	2:14:54.6	06:17 min/km	9,54 km/h	Moldova	
43	1154	BUGENKO VIKTOR	40 - 44 years . Men	2:12:45.1	2:15:22.6	06:17 min/km	9,53 km/h	Moldova	
44	1130	VIERU RADU	40 - 44 years . Men	2:12:49.7	2:13:11.2	06:17 min/km	9,52 km/h	Moldova	
45	1566	ĚšĂŽNĚŠARU ALEXANDRU	40 - 44 years . Men	2:14:02.0	2:16:33.2	06:21 min/km	9,44 km/h	Moldova	
46	1652	ELISTRATOV ANDREI	40 - 44 years . Men	2:15:29.1	2:16:04.4	06:25 min/km	9,34 km/h	Moldova	





























Chisinau big Hearts Marathon 2023 powered by Visa

Result List MF

AGRa	Bib	Name	AgeGroup1	Personal	Official	Average Pace	Average	Country	Country
47	1686	CEBOTARI ÈTEFAN	40 - 44 years . Men	2:15:42.3	2:18:31.7	06:25 min/km	9,32 km/h	Moldova	
48	1656	BULDAIN SANCHEZ INAKI	40 - 44 years . Men	2:17:34.5	2:18:06.7	06:31 min/km	9,20 km/h	España	
49	1574	SERGIU ÈCHIOPU	40 - 44 years . Men	2:18:39.9	2:19:42.3	06:34 min/km	9,12 km/h	Moldova	
50	1205	CONDREA DUMITRU	40 - 44 years . Men	2:19:33.9	2:21:29.7	06:36 min/km	9,06 km/h	Moldova	
51	1377	GĂŽNCU OLEG	40 - 44 years . Men	2:20:20.4	2:24:04.6	06:39 min/km	9,01 km/h	Moldova	
52	1118	STAVARACHE SERGIU	40 - 44 years . Men	2:20:36.3	2:23:46.9	06:39 min/km	9,00 km/h	Moldova	
53	1196	MORARU GRIGORE	40 - 44 years . Men	2:21:03.0	2:22:40.6	06:41 min/km	8,97 km/h	Moldova	
54	1141	RUS OLIVER	40 - 44 years . Men	2:21:56.0	2:24:11.7	06:43 min/km	8,91 km/h	Romania	
55	1434	NOVICOV ANDREI	40 - 44 years . Men	2:22:53.1	2:24:34.6	06:46 min/km	8,85 km/h	Moldova	
56	1453	DOBINDA ION	40 - 44 years . Men	2:23:13.0	2:26:20.5	06:47 min/km	8,83 km/h	Moldova	
57	1089	SIRBU IGOR	40 - 44 years . Men	2:24:50.1	2:28:15.0	06:51 min/km	8,73 km/h	Moldova	
58	1074	KALOEV FIODOR	40 - 44 years . Men	2:26:23.2	2:27:07.8	06:56 min/km	8,64 km/h	Moldova	
59	1113	GURA ANDREI	40 - 44 years . Men	2:27:43.0	2:28:29.5	07:00 min/km	8,56 km/h	Moldova	
60	1625	NICULIN VICTOR	40 - 44 years . Men	2:29:02.1	2:32:06.4	07:03 min/km	8,49 km/h	Moldova	
61	1204	TATARU RADU	40 - 44 years . Men	2:30:11.1	2:33:13.8	07:07 min/km	8,42 km/h	Moldova	
62	1608	STIH MAXIM	40 - 44 years . Men	2:30:30.5	2:31:44.9	07:08 min/km	8,41 km/h	Moldova	
63	1509	GARTENSTEIN ALEXANDR	40 - 44 years . Men	2:31:40.7	2:32:03.6	07:11 min/km	8,34 km/h	Moldova	
64	1627	CANISCEV LEONID	40 - 44 years . Men	2:35:06.6	2:35:55.8	07:21 min/km	8,16 km/h	Moldova	
65	1544	ICHIM IULIAN	40 - 44 years . Men	2:36:35.6	2:37:10.1	07:25 min/km	8,08 km/h	Romania	
66	1432	FABIO BUX	40 - 44 years . Men	2:42:05.6	2:46:25.0	07:40 min/km	7,80 km/h	Belgique	
67	1090	TANAS EUGENIU	40 - 44 years . Men	2:45:08.6	2:48:09.1	07:49 min/km	7,66 km/h	Moldova	
68	1367	GANEV IURII	40 - 44 years . Men	2:49:27.9	2:51:41.4	08:01 min/km	7,46 km/h	Moldova	
DSQ	1546	ION IXARI	40 - 44 years . Men	0:56:53.8	0:57:54.8	02:41 min/km	22,24 km/h	Moldova	
DNF	1097	RUSANOVSKI RADU	40 - 44 years . Men			min/km	km/h		
DNS	1112	KOROBENIKOV IGOR	40 - 44 years . Men			min/km	km/h	Moldova	
DNS	1163	SAVELL DAVID	40 - 44 years . Men			min/km	km/h	United Kingdom	
DNS	1246	SINITSYN OLEKSII	40 - 44 years . Men			min/km	km/h	Ukrayina	
DNS	1282	TALAMBAT GARI	40 - 44 years . Men			min/km	km/h	Moldova	
DNS	1476	CUCOVICI ANDREI	40 - 44 years . Men			min/km	km/h	Moldova	





























Chisinau big Hearts Marathon 2023 powered by Visa

Result List MF

AGRa	Bib	Name	AgeGroup1	Personal	Official	Average Pace	Average	Country	Country
DNS	1669	BOBIRCA IULIAN	40 - 44 years . Men			min/km	km/h	Moldova	
DNS	1672	OLARU CALIN	40 - 44 years . Men			min/km	km/h	Moldova	
45 - 49 years . Men									
1	1255	MAGLA VLADIMIR	45 - 49 years . Men	1:17:40.8	1:20:43.8	03:40 min/km	16,29 km/h	Moldova	
2	1681	MOCREAC GRIGORE	45 - 49 years . Men	1:35:27.6	1:35:39.7	04:31 min/km	13,26 km/h	Romania	
3	1418	NICOLAE CRACAN	45 - 49 years . Men	1:35:37.2	1:35:53.0	04:31 min/km	13,23 km/h	Moldova	
4	1407	CHERNĂȚH SERGHEI	45 - 49 years . Men	1:36:24.4	1:38:21.5	04:34 min/km	13,12 km/h	Moldova	
5	1534	FIODOROV GHENNADI	45 - 49 years . Men	1:37:20.1	1:37:25.8	04:36 min/km	13,00 km/h	Moldova	
6	1360	COVDII ALEXANDRU	45 - 49 years . Men	1:38:58.9	1:41:35.4	04:41 min/km	12,78 km/h	Moldova	
7	1558	RESELIAN SERGHEI	45 - 49 years . Men	1:42:59.9	1:43:05.2	04:52 min/km	12,28 km/h	Moldova	
8	1492	BONDARI NICOLAE	45 - 49 years . Men	1:46:03.5	1:46:23.5	05:01 min/km	11,93 km/h	Moldova	
9	1158	NEWTON DAVID	45 - 49 years . Men	1:47:11.4	1:47:51.9	05:04 min/km	11,80 km/h	United Kingdom	
10	1060	NAFTANAILA OVIDIU	45 - 49 years . Men	1:48:41.0	1:48:52.9	05:09 min/km	11,64 km/h	Moldova	
11	1095	SERGIU CALIGA	45 - 49 years . Men	1:54:23.1	1:54:37.6	05:25 min/km	11,06 km/h	Moldova	
12	1667	BACIU VICTOR	45 - 49 years . Men	1:54:42.6	1:55:39.1	05:26 min/km	11,03 km/h	Moldova	
13	1523	UZUN SERGIU	45 - 49 years . Men	1:54:49.3	1:55:11.8	05:26 min/km	11,02 km/h	Moldova	
14	1017	CRETU ION	45 - 49 years . Men	1:56:06.1	1:56:13.9	05:30 min/km	10,90 km/h	Moldova	
15	1660	CAZACU ANATOLIE	45 - 49 years . Men	1:57:14.6	1:57:52.9	05:33 min/km	10,79 km/h	Moldova	
16	1215	BUZDUGAN MAXIM	45 - 49 years . Men	1:58:38.4	1:58:57.7	05:37 min/km	10,66 km/h	Deutschland	
17	1633	PRIPA SERGHEI	45 - 49 years . Men	2:02:37.3	2:02:52.5	05:48 min/km	10,32 km/h	Moldova	
18	1044	CUMPAT VIRGIL	45 - 49 years . Men	2:02:54.7	2:04:26.4	05:49 min/km	10,29 km/h	Moldova	
19	1691	SACAGIU VLADIMIR	45 - 49 years . Men	2:03:07.7	2:03:20.4	05:50 min/km	10,28 km/h	Moldova	
20	1350	CERMENO ALONSO CARLOS	45 - 49 years . Men	2:05:11.0	2:05:42.8	05:56 min/km	10,11 km/h	España	
21	1261	PAVLOV ION	45 - 49 years . Men	2:06:51.0	2:07:59.8	06:00 min/km	9,97 km/h	Moldova	
22	1041	ROSCA VITALIE	45 - 49 years . Men	2:07:00.4	2:08:43.2	06:01 min/km	9,96 km/h	Moldova	
23	1073	VINAS ALCON ROGER	45 - 49 years . Men	2:10:27.7	2:12:06.8	06:11 min/km	9,70 km/h	España	
24	1644	LUNGU ADRIAN	45 - 49 years . Men	2:13:01.8	2:14:00.7	06:18 min/km	9,51 km/h	Moldova	
25	1403	MCALEVEY BRENDON	45 - 49 years . Men	2:14:24.4	2:15:54.1	06:22 min/km	9,41 km/h	Aotearoa	
26	1075	ANATOLIE LUCHIN	45 - 49 years . Men	2:15:06.0	2:17:45.7	06:24 min/km	9,36 km/h	Moldova	





















Chisinau big Hearts Marathon 2023 powered by Visa

Result List MF









AGRa	Bib	Name	AgeGroup1	Personal	Official	Average Pace	Average	Country	Country
27	1231	MARCEL VARMARI	45 - 49 years . Men	2:15:33.5	2:16:10.9	06:25 min/km	9,33 km/h	Moldova	
28	1417	STACI ADRIAN	45 - 49 years . Men	2:17:03.5	2:18:28.2	06:29 min/km	9,23 km/h	Moldova	
29	1081	DELINSCHI PETRU	45 - 49 years . Men	2:17:43.5	2:18:24.5	06:31 min/km	9,19 km/h	Moldova	
30	1408	BOUARU ION	45 - 49 years . Men	2:18:08.8	2:20:14.9	06:32 min/km	9,16 km/h	Moldova	
31	1021	IAVIËȘA SERGHEI	45 - 49 years . Men	2:18:28.5	2:19:17.6	06:33 min/km	9,14 km/h	Moldova	
32	1082	PENTELEI ANATOLIE	45 - 49 years . Men	2:25:00.9	2:25:08.3	06:52 min/km	8,72 km/h	Moldova	
33	1096	CORNELIA CALCII	45 - 49 years . Men	2:26:14.1	2:26:48.8	06:55 min/km	8,65 km/h	Moldova	
34	1103	POPOVSKY OLEG	45 - 49 years . Men	2:33:00.4	2:34:20.0	07:15 min/km	8,27 km/h	Moldova	
35	1157	BARACTARI ANATOLIE	45 - 49 years . Men	2:34:53.4	2:35:39.4	07:20 min/km	8,17 km/h	Moldova	
36	1039	CAZACU IGOR	45 - 49 years . Men	2:35:52.7	2:37:43.5	07:23 min/km	8,12 km/h	Moldova	
37	1376	SERGIU BARGAN	45 - 49 years . Men	2:35:53.2	2:37:44.1	07:23 min/km	8,12 km/h	Moldova	
38	1333	THOMPSON ALAN	45 - 49 years . Men	2:43:17.2	2:44:45.9	07:44 min/km	7,75 km/h	United Kingdom	
39	1301	GUTAGA ALEX	45 - 49 years . Men	2:44:52.8	2:47:45.8	07:48 min/km	7,67 km/h	Moldova	
40	1337	ION CEBOTARENCO	45 - 49 years . Men	2:45:05.7	2:48:54.3	07:49 min/km	7,66 km/h	Moldova	
41	1554	PERVANCUIUC ALEXEI	45 - 49 years . Men	2:49:03.0	2:49:29.8	08:00 min/km	7,48 km/h	Moldova	
DSQ	1405	COSTISEN IGOR	45 - 49 years . Men		1:53:10.8	min/km	km/h	Moldova	
DNF	1458	PUI EDUARD	45 - 49 years . Men			min/km	km/h	Moldova	
DNS	1011	COJOCARU LAURENTIU	45 - 49 years . Men			min/km	km/h	Moldova	
DNS	1177	ATINYA LUTHER	45 - 49 years . Men			min/km	km/h	Moldova	
DNS	1387	DOM DEN	45 - 49 years . Men			min/km	km/h	Moldova	
DNS	1398	COZONAC EUGENIU	45 - 49 years . Men			min/km	km/h	Moldova	
50 - 54 years . Men									
1	1148	Ganta OLEG	50 - 54 years . Men	1:27:44.6	1:27:51.3	04:09 min/km	14,42 km/h	Moldova	
2	1043	SANDROVSCHI OLEG	50 - 54 years . Men	1:30:48.7	1:31:05.8	04:18 min/km	13,93 km/h	Moldova	
3	1642	MORGNER MATTHIAS	50 - 54 years . Men	1:32:06.3	1:32:13.6	04:21 min/km	13,74 km/h	Moldova	
4	1541	BOLEA IURIE	50 - 54 years . Men	1:34:11.2	1:34:29.1	04:27 min/km	13,43 km/h	Moldova	
5	1268	ALEXANDRU DANILOV	50 - 54 years . Men	1:35:07.5	1:35:14.4	04:30 min/km	13,30 km/h	Moldova	
6	1054	ANANIE ARTĂȚC	50 - 54 years . Men	1:38:12.3	1:38:28.8	04:39 min/km	12,88 km/h	Moldova	
7	1583	BELII RUSLAN	50 - 54 years . Men	1:38:19.3	1:38:41.8	04:39 min/km	12,87 km/h	Moldova	

Chisinau big Hearts Marathon 2023 powered by Visa

Result List MF




















AGRa	Bib	Name	AgeGroup1	Personal	Official	Average Pace	Average	Country	Country
8	1419	IVANOV ANDREI	50 - 54 years . Men	1:40:08.7	1:40:28.4	04:44 min/km	12,63 km/h	Moldova	
9	1314	ALI ADILBEK	50 - 54 years . Men	1:40:16.7	1:41:38.1	04:45 min/km	12,62 km/h	Qazaqstan	
10	1586	CVASNIUC VADIM	50 - 54 years . Men	1:49:26.7	1:49:59.8	05:11 min/km	11,56 km/h	Moldova	
11	1694	VITALIE GANCIU	50 - 54 years . Men	1:51:05.2	1:52:09.9	05:15 min/km	11,39 km/h	Moldova	
12	1037	SCAFARU GRIGORE	50 - 54 years . Men	1:52:37.5	1:52:49.3	05:20 min/km	11,23 km/h	Moldova	
13	1614	BOSCAN OCTAVIAN	50 - 54 years . Men	1:56:26.3	1:57:42.5	05:31 min/km	10,87 km/h	Moldova	
14	1406	DOGARU VICTOR	50 - 54 years . Men	1:58:12.8	1:58:22.3	05:36 min/km	10,70 km/h	Moldova	
15	1464	BONDA CALIN	50 - 54 years . Men	1:59:26.5	2:02:28.5	05:39 min/km	10,59 km/h	Romania	
16	1692	JENSEN ERIK	50 - 54 years . Men	2:03:57.6	2:06:29.4	05:52 min/km	10,21 km/h	Danmark	
17	1098	EUGENIU CEBAN	50 - 54 years . Men	2:05:43.2	2:07:47.6	05:57 min/km	10,06 km/h	Moldova	
18	1366	LELIUHIN OLEG	50 - 54 years . Men	2:14:50.9	2:18:54.4	06:23 min/km	9,38 km/h	Moldova	
19	1503	POPA SERGIU	50 - 54 years . Men	2:17:03.6	2:19:34.9	06:29 min/km	9,23 km/h	Moldova	
20	1302	CONCEAEV DMITRI	50 - 54 years . Men	2:17:49.0	2:18:49.3	06:31 min/km	9,18 km/h	Moldova	
21	1262	SIVKOV ALEXANDER	50 - 54 years . Men	2:20:21.2	2:23:17.5	06:39 min/km	9,01 km/h	Moldova	
22	1443	GHERJAVSCHI GRIGORE	50 - 54 years . Men	2:34:03.9	2:35:39.7	07:18 min/km	8,21 km/h	Moldova	
23	1373	GELFMAN VIACHESLAV	50 - 54 years . Men	2:35:08.2	2:38:16.0	07:21 min/km	8,15 km/h	Yisra'el	
24	1035	FIDOROV VLADIMIR	50 - 54 years . Men	2:39:49.3	2:41:54.2	07:34 min/km	7,92 km/h	Moldova	
DNS	1306	CIUHRII CESLAV	50 - 54 years . Men			min/km	km/h	Moldova	
DNS	1513	SCHERTIGER THOMAS	50 - 54 years . Men			min/km	km/h	Danmark	
DNS	1537	SOSEV VASIL	50 - 54 years . Men			min/km	km/h	Moldova	

55 -59 years . Men

1	1312	KOJEVATKIN IGOR	55 -59 years . Men	1:37:01.3	1:37:21.7	04:35 min/km	13,04 km/h	Moldova	
2	1110	CHIRIAC VITALIE	55 -59 years . Men	1:37:55.7	1:38:11.1	04:38 min/km	12,92 km/h	Moldova	
3	1378	APPLEBY STUART	55 -59 years . Men	1:50:22.2	1:51:51.7	05:13 min/km	11,46 km/h	United Kingdom	
4	1259	ALEXEI MAHNIOV	55 -59 years . Men	1:57:54.6	1:58:05.0	05:35 min/km	10,73 km/h	Moldova	
5	1380	SODJE TEE	55 -59 years . Men	2:00:54.2	2:03:41.7	05:43 min/km	10,46 km/h	United Kingdom	
6	1411	COJUHARI RUSLAN	55 -59 years . Men	2:07:36.1	2:07:49.8	06:02 min/km	9,92 km/h	Moldova	
7	1346	DRENTA IGOR	55 -59 years . Men	2:10:13.4	2:13:37.6	06:10 min/km	9,72 km/h	Moldova	
8	1670	GRIGORE IURCU	55 -59 years . Men	2:22:29.2	2:23:11.3	06:45 min/km	8,88 km/h	Moldova	








Chisinau big Hearts Marathon 2023 powered by Visa

Result List MF






















AGRa	Bib	Name	AgeGroup1	Personal	Official	Average Pace	Average	Country	Country
9	1078	ORGUSAAR MART	55 -59 years . Men	2:44:03.9	2:46:05.3	07:46 min/km	7,71 km/h	Eesti Vabariik	
10	1512	ALEXANDRU PICALOV	55 -59 years . Men	2:47:45.5	2:49:52.0	07:57 min/km	7,54 km/h	Moldova	
DSQ	1345	IGOR JIDOBIN	55 -59 years . Men	3:20:57.3	3:23:04.1	09:31 min/km	6,29 km/h	Moldova	
60 - 64 years . Men									
1	1294	ZUBANIUC ANATOLII	60 - 64 years . Men	1:32:04.1	1:32:24.1	04:21 min/km	13,74 km/h	Moldova	
2	1370	OSTASIN IURII	60 - 64 years . Men	1:44:26.7	1:44:41.0	04:57 min/km	12,11 km/h	Moldova	
3	1424	GRAUR PETRU	60 - 64 years . Men	2:38:10.8	2:38:59.6	07:29 min/km	8,00 km/h	Moldova	
4	1386	KHRYSHCHANOVYCH PAVLO	60 - 64 years . Men	2:52:10.1	2:53:49.2	08:09 min/km	7,35 km/h	Ukrayina	
DNS	1385	REVCU SERGIU	60 - 64 years . Men			min/km	km/h	Moldova	
DNS	1399	ANATOLII ZUBANIUC	60 - 64 years . Men			min/km	km/h	Moldova	
65 - 69 years . Men									
1	1602	PERJU ANATOLIE	65 - 69 years . Men	1:56:35.4	1:56:47.1	05:31 min/km	10,85 km/h	Moldova	
2	1232	WERDER WERNER	65 - 69 years . Men	2:21:12.3	2:23:17.6	06:41 min/km	8,96 km/h	Schweiz	
3	1083	PRISACARI ANATOLIE	65 - 69 years . Men	2:32:18.0	2:33:35.1	07:13 min/km	8,31 km/h	Moldova	
DSQ	1651	MENDES NILSON	65 - 69 years . Men	3:24:48.2	3:26:19.4	09:42 min/km	6,18 km/h	Brasil	
70 - 74 years . Men									
1	1368	GOLDSMIDT EFIM	70 - 74 years . Men	2:31:38.9	2:35:04.2	07:11 min/km	8,34 km/h	Moldova	
w									
14 -19 years . Women									
1	1688	LIUTOVA ELIZAVETA	14 -19 years . Women	1:54:46.7	1:55:10.1	05:26 min/km	11,02 km/h	Moldova	
2	1210	BARACTARI VICTORIA	14 -19 years . Women	2:34:53.0	2:35:39.4	07:20 min/km	8,17 km/h	Moldova	
20 - 24 years . Women									
1	1004	MIHAELA BOTNARI	20 - 24 years . Women	1:25:29.4	1:25:33.0	04:03 min/km	14,80 km/h	Moldova	
2	1003	HARMASH SOFIIA	20 - 24 years . Women	1:32:39.1	1:32:44.2	04:23 min/km	13,66 km/h	Ukrayina	
3	1316	SANDULAKI DIANA	20 - 24 years . Women	2:09:11.5	2:12:35.3	06:07 min/km	9,79 km/h	Moldova	
4	1059	HADARCA RUXANDRA	20 - 24 years . Women	2:22:43.4	2:23:15.3	06:45 min/km	8,86 km/h	Moldova	

Chisinau big Hearts Marathon 2023 powered by Visa

Result List MF












AGRa	Bib	Name	AgeGroup1	Personal	Official	Average Pace	Average	Country	Country
5	1622	JURACOVSKI CRISTINA	20 - 24 years . Women	2:28:37.9	2:30:54.6	07:02 min/km	8,51 km/h	Moldova	
6	1647	RAILEAN SVETLANA	20 - 24 years . Women	2:33:26.7	2:35:03.7	07:16 min/km	8,24 km/h	Moldova	
7	1560	ȚĂNINA DARIA	20 - 24 years . Women	2:34:18.3	2:36:36.1	07:18 min/km	8,20 km/h	Moldova	
DSQ	1695	DOINA LUNGU	20 - 24 years . Women	3:08:48.7	3:10:05.6	08:56 min/km	6,70 km/h	Moldova	
DSQ	1490	MARCHENKO YELYZAVETA	20 - 24 years . Women	3:38:23.6	3:42:36.8	10:21 min/km	5,79 km/h	Ukrayina	
DNS	1244	TURCULET CAPITOLINA	20 - 24 years . Women			min/km	km/h	Moldova	
DNS	1690	ROTARU OLGA	20 - 24 years . Women			min/km	km/h	Moldova	

25 - 29 years . Women


















1	1400	IVANOV ALINA	25 - 29 years . Women	1:41:17.4	1:41:33.3	04:48 min/km	12,49 km/h	Moldova	
2	1463	GUSEVA ANTONINA	25 - 29 years . Women	1:42:40.9	1:43:34.7	04:52 min/km	12,32 km/h	Moldova	
3	1516	GRADINARU DOINA	25 - 29 years . Women	1:43:09.8	1:44:04.7	04:53 min/km	12,26 km/h	Moldova	
4	1639	CEHIRLAN IANA	25 - 29 years . Women	1:51:29.9	1:52:36.6	05:17 min/km	11,35 km/h	Moldova	
5	1505	KARAHUTSA DOMNIKIIA	25 - 29 years . Women	1:52:07.3	1:54:55.7	05:18 min/km	11,28 km/h	Ukrayina	
6	1241	CONSTANTA BONTEA	25 - 29 years . Women	1:56:04.3	1:57:16.7	05:30 min/km	10,90 km/h	Moldova	
7	1271	DUNAI DANA	25 - 29 years . Women	1:58:13.7	1:59:10.5	05:36 min/km	10,70 km/h	Moldova	
8	1248	OBERTINSCHI ANASTASIA	25 - 29 years . Women	1:59:38.4	2:01:53.9	05:40 min/km	10,58 km/h	Moldova	
9	1624	IRINA RACHIERU	25 - 29 years . Women	2:01:40.0	2:03:40.5	05:46 min/km	10,40 km/h	Moldova	
10	1449	DEVEATII VERONICA	25 - 29 years . Women	2:05:55.7	2:07:47.5	05:58 min/km	10,05 km/h	Moldova	
11	1100	CORINA MUTU	25 - 29 years . Women	2:07:58.9	2:09:11.6	06:03 min/km	9,89 km/h	Moldova	
12	1211	TURCAN NICOLINA	25 - 29 years . Women	2:11:59.3	2:12:35.1	06:15 min/km	9,59 km/h	Moldova	
13	1539	PAPUSA MARIA	25 - 29 years . Women	2:13:46.7	2:14:18.7	06:20 min/km	9,46 km/h	Moldova	
14	1549	AVRICENCO ELENA	25 - 29 years . Women	2:14:04.1	2:16:30.4	06:21 min/km	9,44 km/h	Moldova	
15	1102	ANANII TATIANA	25 - 29 years . Women	2:16:32.9	2:17:26.2	06:28 min/km	9,27 km/h	Moldova	
16	1545	NEAGA ANA	25 - 29 years . Women	2:17:20.2	2:17:38.9	06:30 min/km	9,21 km/h	Moldova	
17	1620	HAIJDEU VERONICA	25 - 29 years . Women	2:17:29.2	2:20:33.7	06:31 min/km	9,20 km/h	Moldova	
18	1327	MUSIENCO VICTORIA	25 - 29 years . Women	2:17:32.9	2:20:00.6	06:31 min/km	9,20 km/h	Moldova	
19	1683	JAZGUL OROZOVA	25 - 29 years . Women	2:17:48.9	2:20:15.3	06:31 min/km	9,18 km/h	Moldova	
20	1473	NASTASIU ANA	25 - 29 years . Women	2:18:31.4	2:20:00.7	06:33 min/km	9,13 km/h	Moldova	
21	1420	HOR IULIA	25 - 29 years . Women	2:24:20.1	2:27:16.2	06:50 min/km	8,76 km/h	Moldova	

Chisinau big Hearts Marathon 2023 powered by Visa

Result List MF





















AGRa	Bib	Name	AgeGroup1	Personal	Official	Average Pace	Average	Country	Country
22	1212	GIRBU CRISTINA	25 - 29 years . Women	2:25:02.0	2:27:04.0	06:52 min/km	8,72 km/h	Moldova	
23	1221	IGNATOV ANA	25 - 29 years . Women	2:27:26.2	2:28:02.6	06:59 min/km	8,58 km/h	Moldova	
24	1671	CATARAGA ALINA	25 - 29 years . Women	2:28:21.4	2:28:49.6	07:01 min/km	8,53 km/h	Romania	
25	1175	CIORNII ALINA	25 - 29 years . Women	2:30:04.2	2:30:35.9	07:06 min/km	8,43 km/h	Moldova	
26	1032	ANASTASIA COZOVICI	25 - 29 years . Women	2:33:10.5	2:34:12.7	07:15 min/km	8,26 km/h	Moldova	
27	1606	OTAVINA LIA	25 - 29 years . Women	2:37:42.0	2:38:42.1	07:28 min/km	8,02 km/h	Moldova	
DSQ	1426	CALUGHER LILIA	25 - 29 years . Women	3:29:42.5	3:33:52.7	09:56 min/km	6,03 km/h	Moldova	
DSQ	1339	CASAP IANA	25 - 29 years . Women	3:38:23.8	3:42:36.8	10:21 min/km	5,79 km/h	Moldova	
DNS	1515	CAZACU ELENA	25 - 29 years . Women		3:09:38.8	min/km	km/h	Moldova	
DNS	1597	IAZADJI MARIANNA	25 - 29 years . Women			min/km	km/h	Moldova	
DNS	1609	NICOLOVA ELENA	25 - 29 years . Women			min/km	km/h	Moldova	

30 - 34 years . Women









1	1001	ZBIRNEA NATALIA	30 - 34 years . Women	1:28:09.8	1:28:14.1	04:10 min/km	14,35 km/h	Moldova	
2	1056	ALINA RUSU	30 - 34 years . Women	1:52:00.0	1:52:32.0	05:18 min/km	11,30 km/h	Moldova	
3	1028	ROMANOVA DANIELA	30 - 34 years . Women	1:52:31.2	1:54:00.9	05:20 min/km	11,24 km/h	Moldova	
4	1433	COMUR CRISTINA	30 - 34 years . Women	1:56:32.9	2:00:09.2	05:31 min/km	10,86 km/h	Moldova	
5	1535	OSTROVSCHI MIHAELA	30 - 34 years . Women	1:56:55.3	1:59:30.0	05:32 min/km	10,82 km/h	Moldova	
6	1147	BERNIC CRISTINA	30 - 34 years . Women	1:57:15.8	1:59:32.3	05:33 min/km	10,79 km/h	Moldova	
7	1153	CORNEI ALIONA	30 - 34 years . Women	2:01:16.0	2:01:23.7	05:44 min/km	10,43 km/h	Moldova	
8	1594	GARICICHINA OLGA	30 - 34 years . Women	2:02:28.7	2:03:38.6	05:48 min/km	10,33 km/h	Moldova	
9	1440	MIRELA CURCHI	30 - 34 years . Women	2:05:17.6	2:05:35.3	05:56 min/km	10,10 km/h	Moldova	
10	1269	GIULIA DI PORCIA E	30 - 34 years . Women	2:08:53.8	2:10:47.9	06:06 min/km	9,82 km/h	Moldova	
11	1381	CEAVDAR IRINA	30 - 34 years . Women	2:13:06.6	2:15:06.0	06:18 min/km	9,50 km/h	Moldova	
12	1228	PALADI DARIA	30 - 34 years . Women	2:15:47.0	2:16:07.1	06:26 min/km	9,32 km/h	Moldova	
13	1616	DEGTEARIOV ALEXANDRA	30 - 34 years . Women	2:16:11.6	2:16:23.8	06:27 min/km	9,29 km/h	Moldova	
14	1468	TURCHINA IRINA	30 - 34 years . Women	2:18:44.6	2:20:43.6	06:34 min/km	9,12 km/h	Moldova	
15	1508	TATIANA RUSSU	30 - 34 years . Women	2:20:14.0	2:21:19.8	06:38 min/km	9,02 km/h	Moldova	
16	1197	GASNAS DOINA	30 - 34 years . Women	2:21:37.6	2:25:44.6	06:42 min/km	8,93 km/h	Moldova	
17	1579	RADKOVA IRINA	30 - 34 years . Women	2:23:29.6	2:25:53.4	06:48 min/km	8,82 km/h	Moldova	

Chisinau big Hearts Marathon 2023 powered by Visa

Result List MF



















AGRa	Bib	Name	AgeGroup1	Personal	Official	Average Pace	Average	Country	Country
18	1052	TOPAL OXANA	30 - 34 years . Women	2:31:21.7	2:33:03.3	07:10 min/km	8,36 km/h	Moldova	
19	1126	EUGENIA DEMIDIUC	30 - 34 years . Women	2:32:48.3	2:34:30.5	07:14 min/km	8,28 km/h	Moldova	
20	1061	PUGA ALINA	30 - 34 years . Women	2:33:08.8	2:37:01.9	07:15 min/km	8,26 km/h	Moldova	
21	1315	GROSU IANA	30 - 34 years . Women	2:34:33.7	2:38:03.1	07:19 min/km	8,18 km/h	Moldova	
22	1280	COJUHARI LIUBA	30 - 34 years . Women	2:36:42.0	2:37:19.4	07:25 min/km	8,07 km/h	Moldova	
23	1169	BALAN STELUÈȘA	30 - 34 years . Women	2:39:38.5	2:42:19.7	07:34 min/km	7,92 km/h	Moldova	
24	1296	PROCA MARIA	30 - 34 years . Women	2:40:26.0	2:44:29.1	07:36 min/km	7,88 km/h	Moldova	
25	1168	LELIC CRISTINA	30 - 34 years . Women	2:41:08.1	2:45:18.4	07:38 min/km	7,85 km/h	Moldova	
26	1540	CREASCOV ANA	30 - 34 years . Women	2:44:03.2	2:44:20.6	07:46 min/km	7,71 km/h	Moldova	
27	1626	LUDMILA URSU	30 - 34 years . Women	2:44:17.8	2:44:43.6	07:47 min/km	7,70 km/h	Moldova	
28	1576	TIMCIUC SVETLANA	30 - 34 years . Women	2:45:42.2	2:50:47.7	07:51 min/km	7,63 km/h	Moldova	
29	1239	CIOBANU NATALIA	30 - 34 years . Women	2:47:58.1	2:52:02.4	07:57 min/km	7,53 km/h	Moldova	
30	1229	MARZUOLO DOINA	30 - 34 years . Women	2:49:27.2	2:51:41.2	08:01 min/km	7,47 km/h	Italia	
31	1181	BOTNARI MARIA	30 - 34 years . Women	2:57:31.3	3:00:57.2	08:24 min/km	7,13 km/h	Moldova	
DSQ	1610	NOVAC CAROLINA	30 - 34 years . Women	1:07:06.9	1:07:52.8	03:10 min/km	18,86 km/h	Moldova	
DSQ	1140	FORTNAM SUSAN	30 - 34 years . Women	1:15:47.6	1:19:23.3	03:35 min/km	16,70 km/h	United States of	
DSQ	1030	FERARU ADRIANA	30 - 34 years . Women	3:22:03.0	3:25:32.9	09:34 min/km	6,26 km/h	Moldova	
DNF	1273	CUCU NATALIA	30 - 34 years . Women			min/km	km/h	Moldova	
DNS	1016	SARBU OLGA	30 - 34 years . Women			min/km	km/h	Moldova	
DNS	1069	MISTREANU CRISTINA	30 - 34 years . Women			min/km	km/h	Moldova	

35 - 39 years . Women











1	1598	CIORBA ELENA	35 - 39 years . Women	1:39:45.3	1:43:57.2	04:43 min/km	12,68 km/h	Moldova	
2	1636	MARCU MITACHI IRINA	35 - 39 years . Women	1:39:49.1	1:40:04.6	04:43 min/km	12,68 km/h	España	
3	1006	CAMENSCIC AURICA	35 - 39 years . Women	1:40:48.1	1:40:53.9	04:46 min/km	12,55 km/h	Moldova	
4	1190	VICTORIA GHEORGHIU	35 - 39 years . Women	1:45:26.5	1:45:34.5	04:59 min/km	12,00 km/h	Moldova	
5	1298	KARADADAS ETLEC ESRA	35 - 39 years . Women	2:10:44.2	2:11:24.8	06:11 min/km	9,68 km/h	Turkiye	
6	1348	AXIONOVA INESSA	35 - 39 years . Women	2:12:25.4	2:15:00.1	06:16 min/km	9,55 km/h	Moldova	
7	1599	ANATOLIE BASIUL	35 - 39 years . Women	2:12:44.7	2:15:22.4	06:17 min/km	9,53 km/h	Moldova	
8	1040	DEVLIN ERIN	35 - 39 years . Women	2:13:19.4	2:16:59.2	06:19 min/km	9,49 km/h	Moldova	

Chisinau big Hearts Marathon 2023 powered by Visa

Result List MF


















AGRa	Bib	Name	AgeGroup1	Personal	Official	Average Pace	Average	Country	Country
9	1685	NATALIA RUSU	35 - 39 years . Women	2:13:24.4	2:13:53.7	06:19 min/km	9,48 km/h	Moldova	
10	1251	FADEEVA TATIANA	35 - 39 years . Women	2:15:49.0	2:16:35.0	06:26 min/km	9,32 km/h	Moldova	
11	1687	NADEJDA DASCAL	35 - 39 years . Women	2:16:03.8	2:16:16.2	06:26 min/km	9,30 km/h	Moldova	
12	1321	GORGAN DINA	35 - 39 years . Women	2:16:22.1	2:18:51.9	06:27 min/km	9,28 km/h	Moldova	
13	1436	CHELMANOVICI ANNA	35 - 39 years . Women	2:21:58.5	2:22:44.5	06:43 min/km	8,91 km/h	Moldova	
14	1461	HAHEU PETRU	35 - 39 years . Women	2:26:03.6	2:29:12.5	06:55 min/km	8,66 km/h	Moldova	
15	1325	OLARU NATALIA	35 - 39 years . Women	2:29:27.4	2:32:35.1	07:05 min/km	8,46 km/h	Moldova	
16	1689	SVETLANA BREGA	35 - 39 years . Women	2:33:22.5	2:34:30.4	07:16 min/km	8,25 km/h	Moldova	
17	1217	NATALIA RUSU	35 - 39 years . Women	2:40:16.1	2:40:26.9	07:35 min/km	7,89 km/h	Moldova	
18	1250	ALEXEI MARIANA	35 - 39 years . Women	2:42:33.9	2:43:58.2	07:42 min/km	7,78 km/h	Moldova	
19	1170	PECARI MARIANA	35 - 39 years . Women	2:45:34.9	2:46:06.5	07:50 min/km	7,64 km/h	Moldova	
20	1520	TIMCIUC MIHAIL	35 - 39 years . Women	2:45:42.5	2:50:47.4	07:51 min/km	7,63 km/h	Moldova	
21	1595	GIDILICA VICTORIA	35 - 39 years . Women	2:49:46.9	2:51:38.7	08:02 min/km	7,45 km/h	Moldova	
22	1451	LANEVSKA MARIIA	35 - 39 years . Women	2:57:44.6	3:01:22.4	08:25 min/km	7,12 km/h	Ukrayina	
DSQ	1631	BULAT VIORICA	35 - 39 years . Women	3:24:48.6	3:29:00.1	09:42 min/km	6,18 km/h	Moldova	
DNS	1138	RADU RANO	35 - 39 years . Women			min/km	km/h	Moldova	
DNS	1365	SIRETEANU INA	35 - 39 years . Women			min/km	km/h	Moldova	
DNS	1588	SPINU VICTORIA	35 - 39 years . Women			min/km	km/h	Moldova	

40 - 44 years . Women












1	1564	DERELI SVETLANA	40 - 44 years . Women	1:38:13.1	1:38:29.4	04:39 min/km	12,88 km/h	Moldova	
2	1445	LEFTER NATALIA	40 - 44 years . Women	1:47:05.4	1:47:10.6	05:04 min/km	11,82 km/h	Moldova	
3	1027	GUTU-SERDTA VERONICA	40 - 44 years . Women	1:51:28.3	1:52:36.6	05:17 min/km	11,35 km/h	Moldova	
4	1496	CLIMA OXANA	40 - 44 years . Women	1:52:47.6	1:54:51.0	05:20 min/km	11,22 km/h	Moldova	
5	1180	SEVCIUC ALLA	40 - 44 years . Women	1:55:12.8	1:55:27.2	05:27 min/km	10,98 km/h	Moldova	
6	1230	COSAREVA OLGA	40 - 44 years . Women	1:57:12.5	1:57:19.7	05:33 min/km	10,79 km/h	Moldova	
7	1042	SUMER VASILINA	40 - 44 years . Women	2:05:02.9	2:05:54.8	05:55 min/km	10,12 km/h	Moldova	
8	1641	NINA SISCANU	40 - 44 years . Women	2:05:27.1	2:08:42.4	05:56 min/km	10,09 km/h	Moldova	
9	1578	COZACENCO IULIA	40 - 44 years . Women	2:08:15.7	2:08:32.4	06:04 min/km	9,86 km/h	Moldova	
10	1480	JANNA VILHOVAIA	40 - 44 years . Women	2:10:02.1	2:14:04.4	06:09 min/km	9,73 km/h	Moldova	

Chisinau big Hearts Marathon 2023 powered by Visa

Result List MF




AGRa	Bib	Name	AgeGroup1	Personal	Official	Average Pace	Average	Country	Country
11	1446	CRETU EUGENIA	40 - 44 years . Women	2:14:56.2	2:15:50.9	06:23 min/km	9,38 km/h	Moldova	
12	1105	TATIANA GULICA	40 - 44 years . Women	2:15:24.0	2:18:05.5	06:25 min/km	9,34 km/h	Moldova	
13	1486	CICU ALINA DANA	40 - 44 years . Women	2:20:34.3	2:22:02.6	06:39 min/km	9,00 km/h	Moldova	
14	1684	WERDER TATIANA	40 - 44 years . Women	2:21:12.8	2:23:18.0	06:41 min/km	8,96 km/h	Schweiz	
15	1189	PEIPS TRIIN	40 - 44 years . Women	2:24:20.8	2:27:16.7	06:50 min/km	8,76 km/h	Eesti Vabariik	
16	1234	CONDREA ANA	40 - 44 years . Women	2:29:28.2	2:32:19.8	07:05 min/km	8,46 km/h	Moldova	
17	1034	CERNEI TATIANA	40 - 44 years . Women	2:32:24.6	2:33:52.9	07:13 min/km	8,30 km/h	Moldova	
18	1160	SVET NATALIA	40 - 44 years . Women	2:34:34.8	2:38:04.0	07:19 min/km	8,18 km/h	Moldova	
19	1491	CAZAC GALINA	40 - 44 years . Women	2:43:54.2	2:44:23.1	07:46 min/km	7,72 km/h	Moldova	
20	1362	GONCEAR TATIANA	40 - 44 years . Women	2:49:04.3	2:49:30.1	08:00 min/km	7,48 km/h	Moldova	
21	1254	RUTKOWSKA MARTA	40 - 44 years . Women	2:49:52.7	2:52:39.9	08:03 min/km	7,45 km/h	Polska	
22	1145	GABRIELA TIBULCO	40 - 44 years . Women	2:55:14.9	2:55:21.7	08:18 min/km	7,22 km/h	Moldova	
DSQ	1285	DRAGNEV-SACARA	40 - 44 years . Women	1:12:02.6	1:15:04.1	03:24 min/km	17,57 km/h	Moldova	
DSQ	1223	MICHEL RENEE	40 - 44 years . Women	3:15:58.3	3:16:44.1	09:17 min/km	6,45 km/h	Moldova	
DSQ	1012	TEPORDEI VICTORIA	40 - 44 years . Women	3:24:49.9	3:28:59.9	09:42 min/km	6,17 km/h	Moldova	
DNF	1101	CORINA ÈȘURCAN	40 - 44 years . Women			min/km	km/h	Moldova	
DNS	1326	SJOEBLOM MALIN	40 - 44 years . Women			min/km	km/h	Sverige	

45 - 49 years . Women

1	1552	DAMASCHIN-RUGHINA LILIA	45 - 49 years . Women	1:39:39.1	1:43:48.9	04:43 min/km	12,70 km/h	Moldova	
2	1193	NEONELIA GUTU	45 - 49 years . Women	1:42:56.3	1:43:06.5	04:52 min/km	12,29 km/h	Moldova	
3	1123	SEREMET LUDMILA	45 - 49 years . Women	1:50:18.9	1:50:30.0	05:13 min/km	11,47 km/h	Moldova	
4	1179	PELLA FERNANDEZ PATRICIA	45 - 49 years . Women	1:56:34.7	1:56:53.8	05:31 min/km	10,85 km/h	Peru	
5	1340	EVGHENI KATSEL	45 - 49 years . Women	2:01:12.3	2:01:26.3	05:44 min/km	10,44 km/h	Moldova	
6	1396	PADILLA MONTOLIU MARTA	45 - 49 years . Women	2:02:34.7	2:04:14.1	05:48 min/km	10,32 km/h	España	
7	1114	UZUN LUDMILA	45 - 49 years . Women	2:09:59.5	2:10:21.7	06:09 min/km	9,73 km/h	Moldova	
8	1577	DINESCU ERJOLA	45 - 49 years . Women	2:18:43.0	2:19:40.2	06:34 min/km	9,12 km/h	Romania	
9	1064	SOFTIC ADELA	45 - 49 years . Women	2:34:05.1	2:38:30.4	07:18 min/km	8,21 km/h	Bosna i Hercegovina	
DSQ	1475	BACIU ALIONA	45 - 49 years . Women	1:03:52.6	1:04:43.4	03:01 min/km	19,81 km/h	Moldova	
DNS	1198	DANILOVA ELENA	45 - 49 years . Women			min/km	km/h	Moldova	

Chisinau big Hearts Marathon 2023 powered by Visa

Result List MF

AGRa	Bib	Name	AgeGroup1	Personal	Official	Average Pace	Average	Country	Country
DNS	1372	TAMARA FRUNZĂ,	45 - 49 years . Women			min/km	km/h	Moldova	
50 - 54 years . Women									
1	1237	DOGARU ELENA	50 - 54 years . Women	1:58:12.7	1:58:22.3	05:36 min/km	10,70 km/h	Rossiya	
DSQ	1111	GAIBU VASILISA	50 - 54 years . Women	3:08:52.6	3:11:06.5	08:57 min/km	6,70 km/h	Moldova	

Number of records: 2224